

NOVEMBER 2025 REVIEW

CASS COUNTY COURT & PRETRIAL SERVICES

"Serving the community by using evidence-based practices and needs-based supervision that prioritizes public safety, maximizes court appearance and reduces recidivism, while protecting the presumption of innocence."

CURRENT OVERVIEW:

In October, Pretrial Services served a total of 138 clients. These clients accounted for 3,460 days or 9.5 years in jail bed stays. To date the department has served 359 clients in 2025, 99% of the 2024 population served. The program currently has 98 active clients, with an October average daily population of 112. It is noted that the slight population decrease correlates to an increase in high-risk arrestees that are not appropriate for release to ensure public safety, coupled with an increase in successful completions and case processing. The majority of the current caseload, 68%, involves felony charges. Additionally, the program completed 30 arrestee evaluations and recommendations, including IRAS-PAT assessments, in the last month. There were also 28 new clients added to the program. Currently, we have an 87% Release Rate. 30 clients successfully completed the program. Since 2024 we have seen a 31% increase in successful completions. 67 clients, 68% of our population, are participating in voluntary individual counseling with our PAK Therapeutic Team. We currently have 8 clients voluntarily participating in inpatient treatment. We have secured 86 clients voluntary beds and admissions into inpatient treatment in 2025 thus far.

JAIL ANALYSIS:

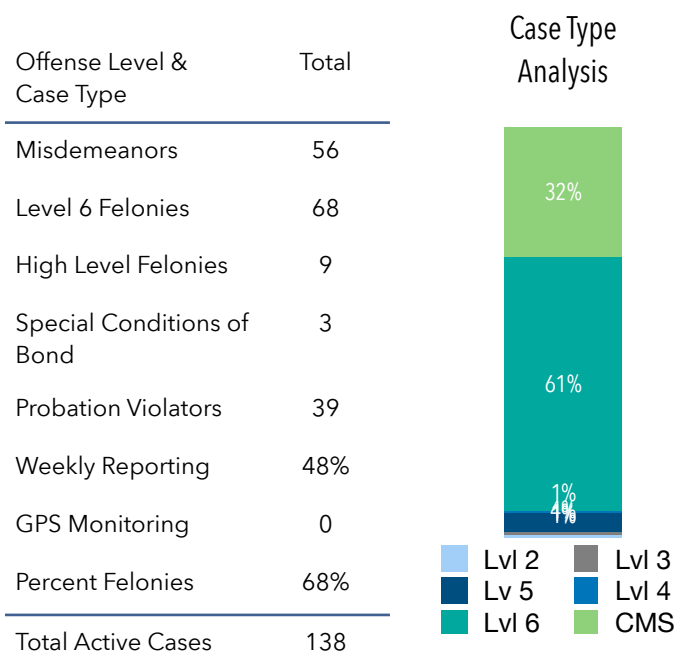
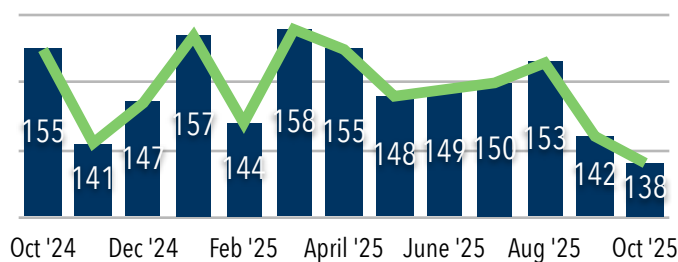
The November Jail Analysis showed that 13% of inmates are classified as Pre-Adjudication, a 5% decrease. The Cass County Jail population is 143 inmates: 101 Cass County, 26 Howard County, 11 IDOC. Currently, with expansion, the jail is at 47% capacity. It is estimated that without Pretrial Services the jail would be at 79% capacity. The low risk population is currently 5%, a 30% reduction in the past month. 52% of the population is

identified as high risk, illustrating the reservation of jail resources for high risk inmates and maximized risk-based release decisions.

COST SAVINGS:

CCCPS has diverted an estimated \$3,920 per day in incarceration expenses, resulting in a reported cost savings of \$138,400 for October. Due to this reservation of jail resources, the CCJ can now house inmates from other facilities, generating an additional \$47,600 in revenue. Approximately 26% of the jail population is eligible to produce billable revenue.

Monthly Clients Served 13 Month Trend Analysis



RISK & OFFENSE TYPE ANALYSIS :

Risk Analysis:

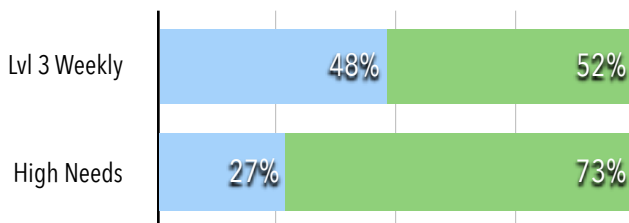
Trends show that 13% of active clients have been identified through the IRAS-PAT as High Risk, 56% as Moderate Risk, and 32% as Low Risk. It should be noted that Low Risk does not equate to low need.

Offense Type Analysis:

Analysis shows that 40% of offenses are drug and alcohol related, 23% are traffic offenses, 11% are crimes against persons, 9% property related, 1% weapon related, 11% public health and admin., and 6% fall into the other category.

Supervision Analysis:

- 48% of active participants are being supervised at Level 3 (High) Supervision, with weekly reporting.
- 27% of active clients have needs where supervised release was in the best interest of the county and the clients.
- 0 clients are being supervised with electronic monitoring facilitated by Cass/Pulaski Community Corrections.

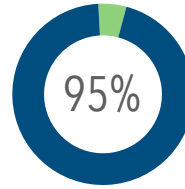


CASS COUNTY LOCAL JRAC:

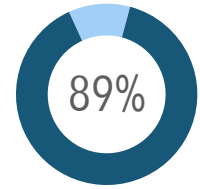
The Cass County Local JRAC would like to remind stakeholders and community members that the deadline for submitting proposals for the January 2026 Opioid Settlement Microgrant Awards is December 31, 2025.

PERFORMANCE METRICS:

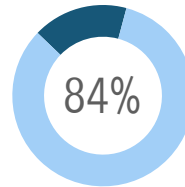
All our performance metrics have remained stable and fall above or within State Standards. Below are our current metrics.



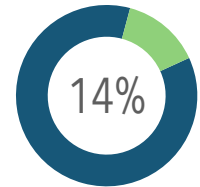
Appearance Rate:
percentage of defendants who attended all court hearings during their pretrial period



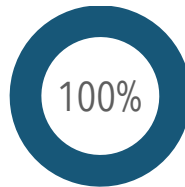
Safety Rate:
the percentage of defendants who were not charged with a new offense during their pretrial period



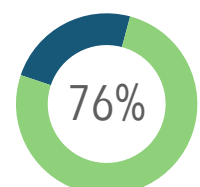
Success Rate:
the percentage of defendants who have not had an FTA, violation or committed a new offense while under supervision



Violation Rate:
the percentage of defendants who received a technical violation



No New Violent Crime Rate:
the percentage of defendants who were not charged with a new violent offense during their pretrial period



Voluntary Program Participation Rate:
the percentage of defendants participating in voluntary programming and services

UPDATES AND ACCOMPLISHMENTS:

- We are excited to unveil our new logo and branding, crafted by JSP, which beautifully reflects our core values.



*Prepared November 25, 2025,
Hillary Hartoin, Director*