



DECEMBER 2021 PROGRAM SNAPSHOT

CASS/PULASKI COMMUNITY CORRECTIONS

MISSION:

Cass/Pulaski Community Corrections is committed to improving the quality of life of the program participants and the community by applying effective evidence based programs that produce positive choices, constructive behavior and accountability from the program participants, thereby reducing their criminal actions

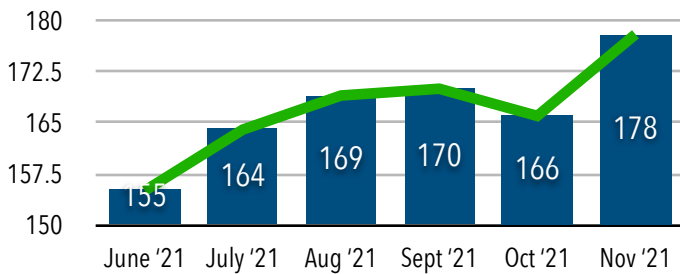
VISION: To beat all aspects of recidivism

WORK RELEASE UPDATES:

We currently have 17 work release residents and report no positive cases of COVID-19 in the past month, including employees. If vaccinated, clients are not limited in obtaining employment or participating in peer recovery groups and events in the community. We are renewing our focus on constructing isolation cells and renovating the probation classroom to return the work release population back to full capacity and reopen the women's dorm in the coming year.

NOVEMBER OVERVIEW:

Monthly Clients Served 6 Month Trend



Community Corrections served 178 total clients in November, a 7% increase. We served 22 clients in the Work Release program and 156 via the Home Detention/Electronic Monitoring program. We had an average daily population of 155 clients. The

department received 29 new clients in November, a 32% increase from last month:

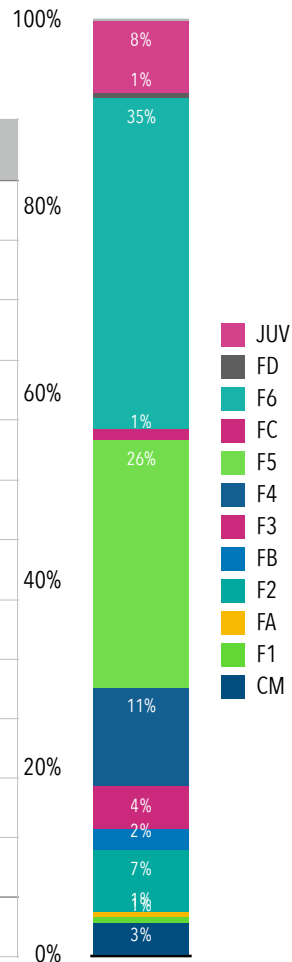
- 14 Level 6 Felonies or Class D Felonies
- 7 High Level Felonies (Lvl 5 & Above)
- 3 Misdemeanors
- 5 Juveniles

19 clients completed the program, while 3 clients were returned to jail on a violation.

NOVEMBER STATISTICAL SNAPSHOT:

• Offense Degree Analysis:

Offense Type	Total
Misdemeanors	6
F1	1
F2	12
F3	8
F4	19
F5	47
F6	63
FA	1
FB	4
FC	2
FD	1
Juvenile	14
Total	178



Individuals may be less than component totals due to dual component supervision and transfers.

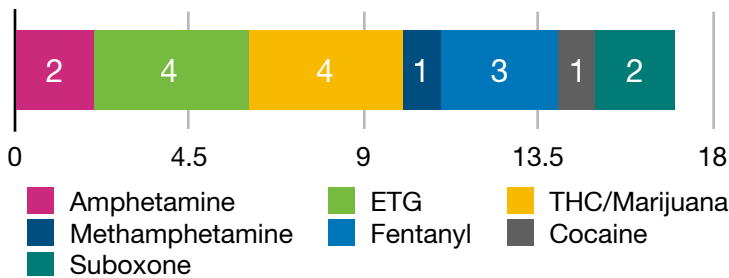
Population Analysis:

- 22 Work Release Clients
- 156 Home Detention Clients
- 5 Clients participated in Work Crew; total 179 hours
- 13 CTP Clients
- 24 Courtesy Transfers
- 129 clients were serving a term originating from Cass County, while 33 were serving a sentence from Pulaski County, a 32% increase.
- 14 are participating in Juvenile Community Corrections or GPS Monitoring, a 2% increase.

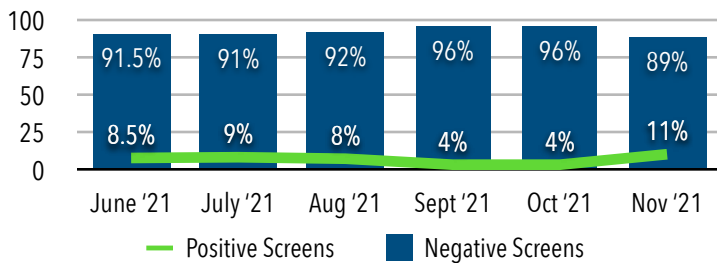
Drug Screens

- Out of 107 drugs screens administered this month, 11% were positive as illustrated below.

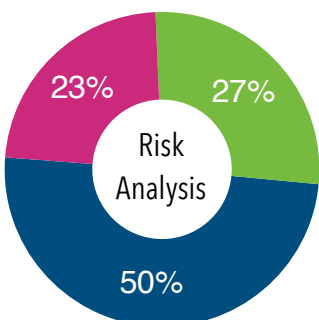
Positive Screens by Drug



Percent Positive Screens 6 Month Trend



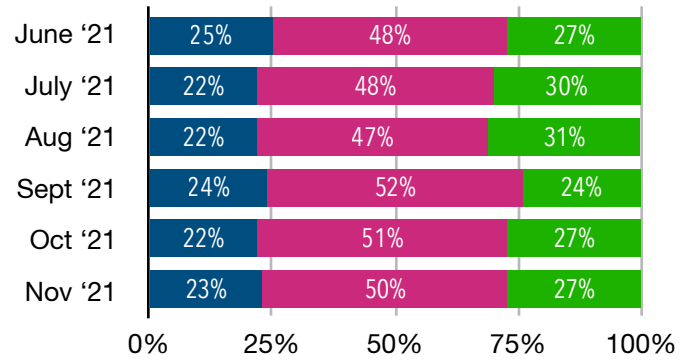
Risk Analysis:



- Analysis shows that 23% of active clients have been identified through the Indiana Risk Assessment as High Risk to Very High Risk, 50% as Moderate Risk, and 27% as Low Risk.
- A review of the IRAS-CST's conducted show an average risk reduction of -132% in August.

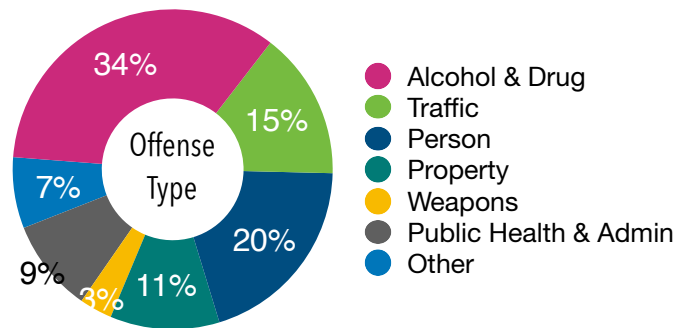
High (Pink), Moderate (Blue), Low (Green)

Risk Level 6 Month Trend Analysis



Offense Type Analysis:

- Analysis shows that 34% are drug and alcohol related offenses, 11% crimes against property, 20% crimes against persons, 3% weapon related offenses, 9% public health and admin. offenses, 15% traffic offenses and 7% fall into the other category.



NOTABLE UPDATES:

- The agency received the results of the FY2020 IDOC Financial Audit and is happy to report the agency passed with no major issues.
- This month, our work crew completed 179 hours of community service, primarily focused on work and projects, including clearing brush and river access, at the 4th Dimension Recovery Home. Work Crew will continue providing assistance to prepare the home for opening early next year.



