

FEBRUARY 2024 REVIEW

CASS COUNTY COURT & PRETRIAL SERVICES

“Serving the community by using evidence-based practices and needs-based supervision that prioritizes public safety, maximizes court appearance and reduces recidivism, while protecting the presumption of innocence.”

CURRENT OVERVIEW:

Pretrial Services currently has 120 active clients and served a total of 137 clients in January for a total of 3,961 days or 10.9 years in jail bed stays. January's average daily population was 127 clients, a 6% increase. Our current caseload is 65% felony charged. 31 arrestee evaluations and recommendations, with IRAS-PATs, were completed in the last month. We had 23 new intakes in January, a 28% increase from January 2023. Currently, we have an 89% Release Rate. 21 clients successfully completed the program, in addition to 25 clients who are participating in voluntary individual counseling with our two 4C Health Therapeutic Interns and 4 clients currently in inpatient treatment programs.

JAIL ANALYSIS:

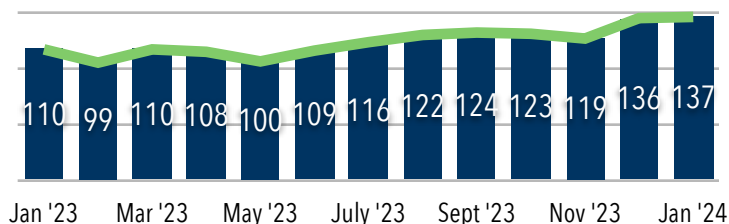
The January Jail Analysis showed that 10% of inmates are classified as Pre-Adjudication with 36% having an out-of-county warrant that excludes them from the pretrial release program. The Cass County Jail population is 212 inmates; 146 Cass County; 27 Wabash County; 7 Carroll County, 2 Howard County, 33 IDOC. Currently, with expansion, the jail is at 69% capacity. It is estimated that without Pretrial Services the jail would be 8% overcapacity. The low risk population is currently 12%, while the high risk population continues to rise, with 52% of the jail population identified as high risk, illustrating the reservation of jail resources for high risk inmates and maximized risk-based release decisions.

COST SAVINGS:

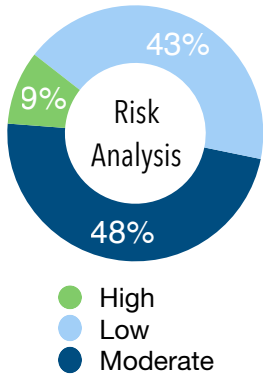
Using the \$40 daily per diem, CCCPS is currently diverting an estimated \$4,800 per day in incarceration expenses and reports an estimated cost savings of \$158,440 in January. Due to this reservation of jail

resources, the CCJ is now able to house inmates from other jails to generate additional revenue. In January the jail housed 34 inmates for 1,125 days, a 35% increase, at a per diem of \$40 per day for a total month's revenue of \$45,000. Approximately 31% of the jail population is eligible for billable revenue.

Monthly Clients Served 13 Month Trend Analysis



Offense Level & Case Type	Total	Case Type Analysis
Misdemeanors	52	
Level 6 Felonies	85	
High Level Felonies	13	
Special Conditions of Bond	15	
Probation Violators	8	
Weekly Reporting	50%	
GPS Monitoring	0	
Percent Felonies	65%	
Total Cases	150	



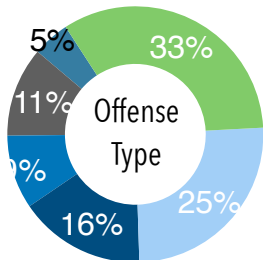
RISK & OFFENSE TYPE ANALYSIS :

Risk Analysis:

Trends show that 9% of active clients have been identified through the IRAS-PAT as High Risk, 48% as Moderate Risk, and 43% as Low Risk.

Offense Type Analysis:

Analysis shows that 33% of offenses are drug and alcohol related, 25% are traffic offenses, 16% are crimes against persons, 9% property related, 0% weapon related, 11% public health and admin., and 5% fall into the other category.



- Alcohol & Drug
- Traffic
- Person
- Property
- Weapons
- Public Health & Admin
- Other

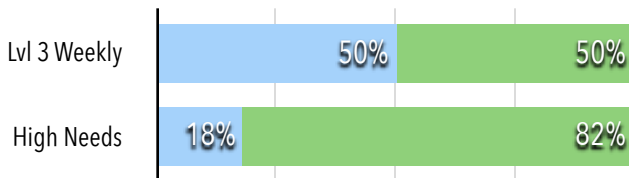
Supervision Analysis:

-50% of active participants are being supervised at Level 3 (High) Supervision, with weekly reporting.

-18% of active clients have needs where supervised

release was in the best interest of the county and the clients.

- 0 clients are being supervised with electronic monitoring facilitated by Cass/Pulaski Community Corrections.

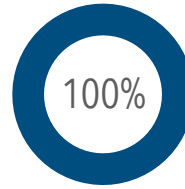


CASS COUNTY LOCAL JRAC:

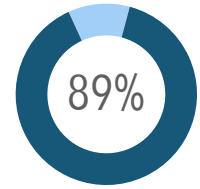
The Cass County Local JRAC continues to meet on a monthly basis and has been appointed by the Cass County Commissioners to review proposals for use of Opioid Settlement Funding, approving another round of project proposals in January. This month, the Council sponsored a two-day training event for all community supervision staff and JRAC members on the Coaching Model for Change with keynote speaker, Dr. Brian Lovins from Justice System Partners.

PERFORMANCE METRICS:

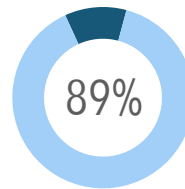
All our performance metrics have remained stable and fall above or within State Standards. Below are our current metrics.



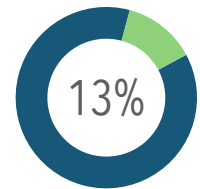
Appearance Rate:
percentage of defendants who attended all court hearings during their pretrial period



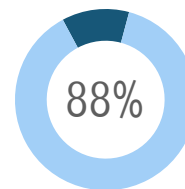
Safety Rate:
the percentage of defendants who were not charged with a new offense during their pretrial period



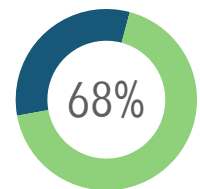
Success Rate:
the percentage of defendants who have not had an FTA, violation or committed a new offense while under supervision



Violation Rate:
the percentage of defendants who received a technical violation



Completion Rate:
the percentage of defendants who remained under supervision until disposition of their case



Voluntary Program Participation Rate: the percentage of defendants participating in voluntary programming and services

NOTABLE UPDATES AND ACCOMPLISHMENTS:

- The Director is speaking on Cass County's intentional pretrial supervision model at the APPA Winter



Training Institute in Seattle at the end of this month.

Prepared February 17, 2024, Hillary Hartoin, Director