

APRIL 2025 REVIEW

CASS COUNTY COURT & PRETRIAL SERVICES

“Serving the community by using evidence-based practices and needs-based supervision that prioritizes public safety, maximizes court appearance and reduces recidivism, while protecting the presumption of innocence.”

CURRENT OVERVIEW:

In March, Pretrial Services served a total of 158 clients, representing an 10% increase from March 2024. These clients accounted for 4,287 days or 11.7 years in jail bed stays. To date the department has served 192 clients in 2025, 53% of the 2024 population served.

The program currently has 109 active clients, with an March average daily population of 138.3. The majority of the current caseload, 69%, involves felony charges.

Additionally, the program completed 21 arrestee evaluations and recommendations, including IRAS-PAT assessments, in the last month. There were also 13 new clients added to the program in March, a 18% increase. Currently, we have an 89% Release Rate. 30 clients successfully completed the program in March.

51 clients, 47% of our population, are participating in voluntary individual counseling with our PAK Therapeutic Clinicians. Due to increased demand, we now offer services four days a week. We currently have 5 clients in inpatient treatment. We secured 90 clients voluntary beds and admissions into inpatient treatment in 2024 with an 86% Completion Rate. We have secured 42 inpatient beds in 2025 thus far.

JAIL ANALYSIS:

The April Jail Analysis showed that 15% of inmates are classified as Pre-Adjudication. The Cass County Jail population is 152 inmates: 125 Cass County, 23 Howard County, 4 IDOC. Currently, with expansion, the jail is at 49% capacity. It is estimated that without Pretrial Services the jail would be at 85% capacity. The low risk population is currently 7%, with 54% of the population identified as high risk, illustrating the reservation of jail

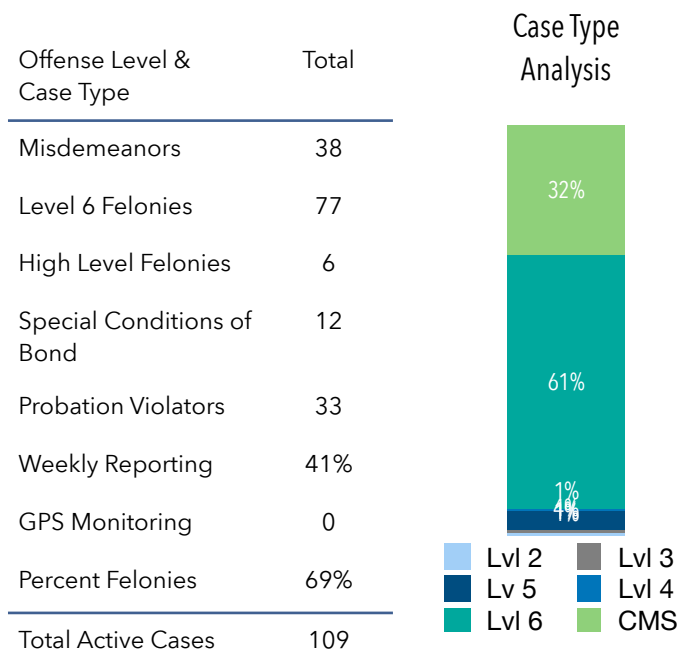
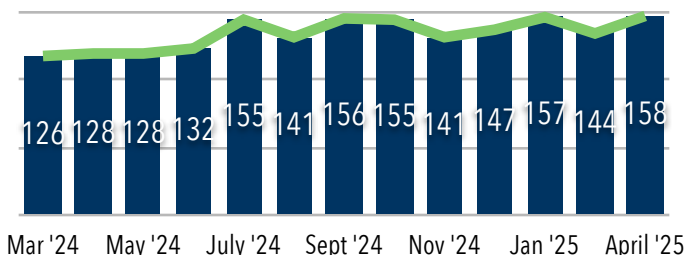
resources for high risk inmates and maximized risk-based release decisions.

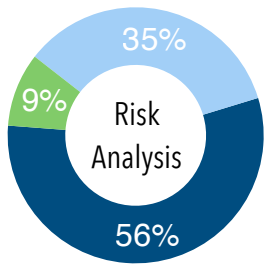
COST SAVINGS:

CCCPS has diverted an estimated \$4,360 per day in incarceration expenses, resulting in a reported cost savings of \$171,480 for March. Due to this reservation of jail resources, the CCJ can now house inmates from other facilities, generating an additional \$26,840 in revenue. Approximately 18% of the jail population is eligible to produce billable revenue.

POPULATION ANALYSIS:

Monthly Clients Served 13 Month Trend Analysis





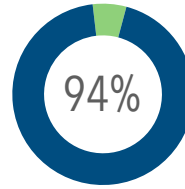
● High
● Low
● Moderate

RISK & OFFENSE TYPE ANALYSIS :

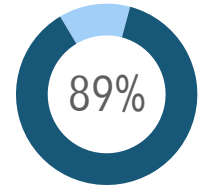
Risk Analysis:

Trends show that 9% of active clients have been identified through the IRAS-PAT as High Risk, 56% as Moderate Risk, and 35% as Low Risk.

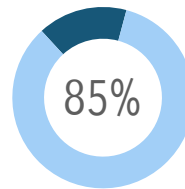
All our performance metrics have remained stable and fall above or within State Standards. Below are our current metrics.



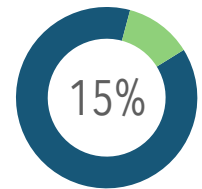
Appearance Rate:
percentage of defendants who attended all court hearings during their pretrial period



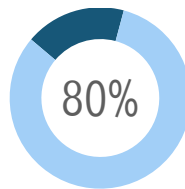
Safety Rate:
the percentage of defendants who were not charged with a new offense during their pretrial period



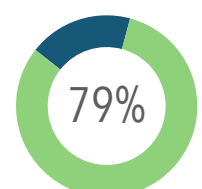
Success Rate:
the percentage of defendants who have not had an FTA, violation or committed a new offense while under supervision



Violation Rate:
the percentage of defendants who received a technical violation



Completion Rate:
the percentage of defendants who remained under supervision until disposition of their case

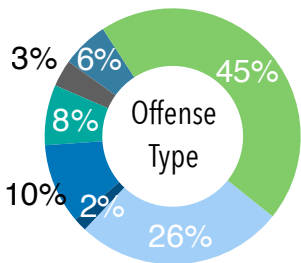


Voluntary Program Participation Rate: the percentage of defendants participating in voluntary programming and services

NOTABLE UPDATES AND ACCOMPLISHMENTS:

- The Court & Pretrial Services' IOCS Pretrial and IDOC Grants have been submitted with award determinations expected by June 30th.
- The Cass County Pretrial Release Program is progressing through its recertification process, which includes an upcoming IOCS site visit scheduled for May 20, 2025.
- The Director recently presented the NAPSA Jail Review Webinar, with over 400 registered attendees.

Prepared April 21, 2025, Hillary Hartoin, Director



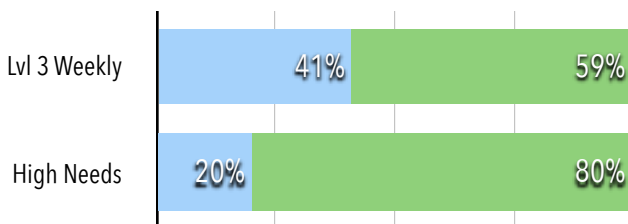
● Alcohol & Drug
● Traffic
● Weapons
● Person
● Property
● Public Health & Admin
● Other

Offense Type Analysis:

Analysis shows that 45% of offenses are drug and alcohol related, 26% are traffic offenses, 10% are crimes against persons, 8% property related, 1% weapon related, 3% public health and admin., and 6% fall into the other category.

Supervision Analysis:

- 41% of active participants are being supervised at Level 3 (High) Supervision, with weekly reporting.
- 20% of active clients have needs where supervised release was in the best interest of the county and the clients.
- 0 clients are being supervised with electronic monitoring facilitated by Cass/Pulaski Community Corrections.



CASS COUNTY LOCAL JRAC:

The next Cass County Local JRAC Meeting will be held on May 20, 2025. We will be joined by staff from the IOCS who will be visiting the Court Services Department.

PERFORMANCE METRICS: