

SEPTEMBER 2024 REVIEW

CASS COUNTY COURT & PRETRIAL SERVICES

"Serving the community by using evidence-based practices and needs-based supervision that prioritizes public safety, maximizes court appearance and reduces recidivism, while protecting the presumption of innocence."

CURRENT OVERVIEW:

In August, Pretrial Services served a total of 141 clients, representing a 15% increase from August 2023. These clients accounted for 3,470 days or 9.5 years of jail bed stays. The program currently has 132 active clients, with an August average daily population of 112. To date, Pretrial Services has served 290 clients, 97% of the total population served in 2023. The majority of the current caseload, 81%, involves felony charges. Additionally, the program completed 32 arrestee evaluations and recommendations, including IRAS-PAT assessments, in the last month. There were also a 23 new clients added to the program in August.

Currently, we have an 88% Release Rate. 20 clients successfully completed the program. 30 clients are participating in voluntary individual counseling with our 4C Health Therapeutic Intern. We currently have 8 clients in inpatient treatment. We have secured over 64 clients voluntary beds and admissions into inpatient treatment with an 86% Completion Rate.

JAIL ANALYSIS:

The September Jail Analysis showed that 16% of inmates are classified as Pre-Adjudication with 57% having a hold that excludes them from pretrial release. The Cass County Jail population is 166 inmates, an 11% decrease: 117 Cass County, 10 Carroll County, 18 Howard County, 21 IDOC. Currently, with expansion, the jail is at 54% capacity. It is estimated that without Pretrial Services the jail would be at 96% capacity. The low risk population is currently 11%, a 14% decrease from August, while the high risk population continues to rise, with 48% of the population, identified as high risk, illustrating the

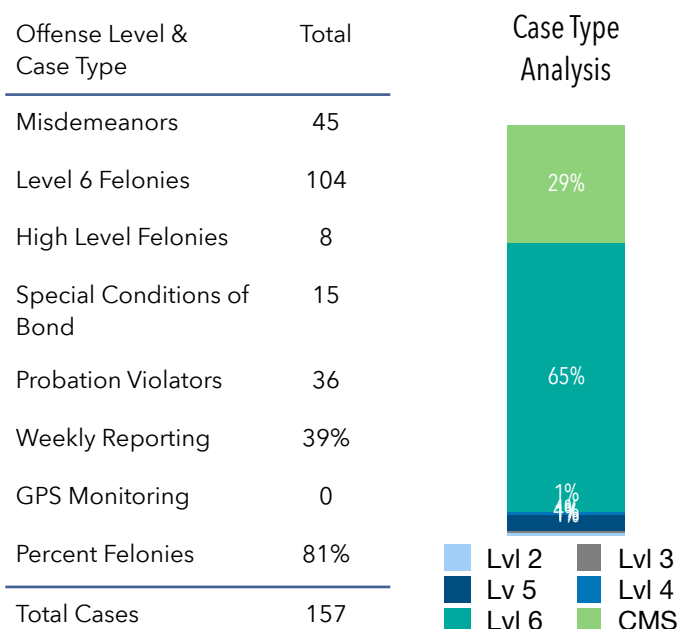
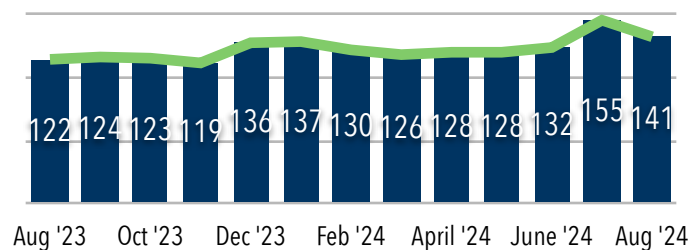
reservation of jail resources for high risk inmates and maximized risk-based release decisions.

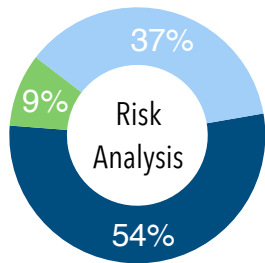
COST SAVINGS:

Utilizing the \$40 daily per diem, CCCPS has diverted an estimated \$5,280 per day in incarceration expenses, resulting in a reported cost savings of \$149,600 for August. Due to this reservation of jail resources, the CCJ can now house inmates from other facilities, generating an additional \$50,320 in revenue in August from 48 inmates housed for a total of 1,258 days. Approximately 30% of the jail population is eligible to produce billable revenue.

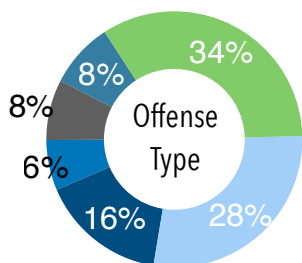
POPULATION ANALYSIS:

Monthly Clients Served 13 Month Trend Analysis





● High
● Low
● Moderate



● Alcohol & Drug
● Traffic
● Person
● Property
● Weapons
● Public Health & Admin
● Other

RISK & OFFENSE TYPE ANALYSIS :

Risk Analysis:

Trends show that 9% of active clients have been identified through the IRAS-PAT as High Risk, 54% as Moderate Risk, and 37% as Low Risk.

Offense Type Analysis:

Analysis shows that 34% of offenses are drug and alcohol related, 28% are traffic offenses, 16% are crimes against persons, 6% property related, 0% weapon related, 8% public health and admin., and 8% fall into the other category.

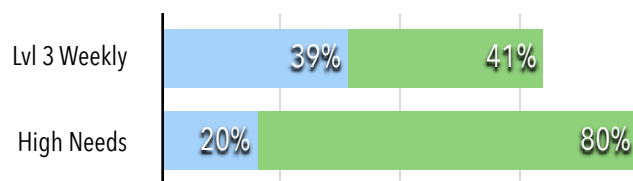
Supervision Analysis:

-35% of active participants are being supervised at Level 3 (High) Supervision, with weekly reporting.

-20% of active clients have needs where supervised

release was in the best interest of the county and the clients.

- 0 clients are being supervised with electronic monitoring facilitated by Cass/Pulaski Community Corrections.

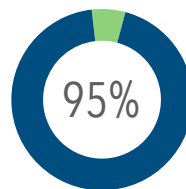


CASS COUNTY LOCAL JRAC:

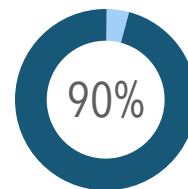
The Cass County Local JRAC continues to meet. In October, we will hold a second training with Dr. Brian Lovins of Justice System Partners on the Coaching Model for Change. This professional development event is sponsored for all community supervision officers, including those in Community Corrections, Probation, Pretrial, and Juvenile Probation.

PERFORMANCE METRICS:

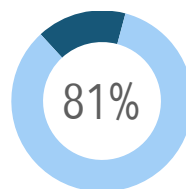
All our performance metrics have remained stable and fall above or within State Standards. Below are our current metrics.



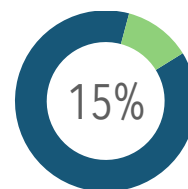
Appearance Rate:
percentage of defendants who attended all court hearings during their pretrial period



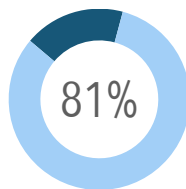
Safety Rate:
the percentage of defendants who were not charged with a new offense during their pretrial period



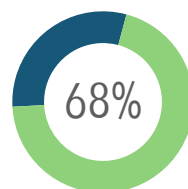
Success Rate:
the percentage of defendants who have not had an FTA, violation or committed a new offense while under supervision



Violation Rate:
the percentage of defendants who received a technical violation



Completion Rate:
the percentage of defendants who remained under supervision until disposition of their case



Voluntary Program Participation Rate: the percentage of defendants participating in voluntary programming and services

NOTABLE UPDATES AND ACCOMPLISHMENTS:

- CCCPS was highlighted at the National Association of Pretrial Services Agencies (NAPSA) Conference in New Orleans, where Ms. Hartoin presented several sessions, including the Plenary Session to an audience of 1,300 people.
- We have contracted a private treatment provider who will provide free therapeutic services to clients voluntarily wishing to participate, eliminating economic barriers and supporting a success-based model of supervision.

Prepared September 18, 2024, Hillary Hartoin, Director