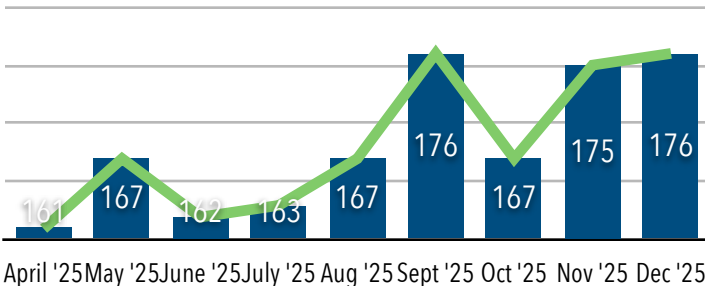


JANUARY 2025 REVIEW

CASS/PULASKI COMMUNITY CORRECTIONS

"Committed to improving the quality of life of the program participants and the community by applying effective evidence based programs that produce positive choices, constructive behavior and accountability from the program participants, thereby reducing their criminal actions."

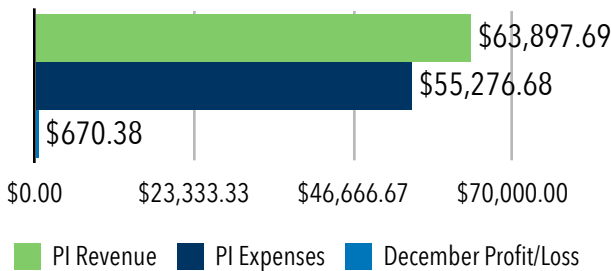
Monthly Clients Served 9 Month Trend



WORK RELEASE UPDATES:

There are presently 40 work release residents, an 122% increase from December: 30 males and 10 females. The Work Release Facility is currently at 77% capacity, 75% capacity for males and 83% capacity for females.

MONTHLY FINANCIAL OVERVIEW:



DECEMBER OVERVIEW:

Community Corrections served a total of 176 clients in December: 54 via the Work Release Program and 122 via the Home Detention/Electronic Monitoring Program for a total of 4,958 days supervised. It is noted that 19

clients were transferred to other jurisdictions for supervision. The average daily Work Release Population was 41, while the average for Home Detention was 118.

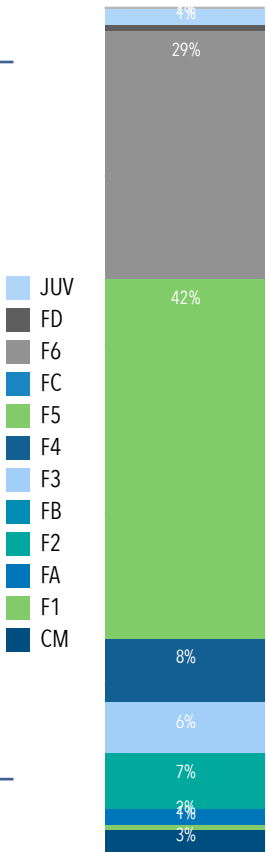
The department received 29 new clients in December:

- 10 Level 6 Felonies
- 18 High Level Felonies (Lvl 5 & Above)
- 0 Criminal Misdemeanors
- 1 Juvenile GPS Supervision

27 clients successfully completed the program, while 4 clients were returned to either the Cass or Pulaski County Jail on a pending violation, with 5 held in the CCJ on pending violations.

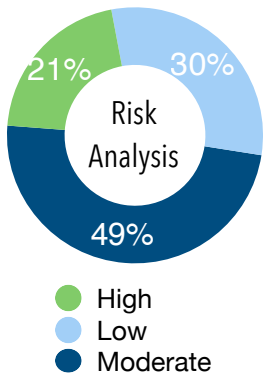
DECEMBER STATISTICAL SNAPSHOT :

Offense Type	Total
Misdemeanors	11
F1/Murder	2
F2	17
F3	18
F4	30
F5	64
F6	54
FA	0
FB	2
FC	0
FD	1
Juvenile	4
Total	198 cases



POPULATION ANALYSIS:

- 54 Work Release Clients
- 122 Home Detention Clients
- Approximately 15 Clients participated in Work Crew; working on various projects
- 19 CTP Clients
- 19 Courtesy Transfers
- 157 clients were serving a term originating from Cass County, while 33 were serving a sentence from Pulaski County
- 4 clients participated in Juvenile GPS Monitoring

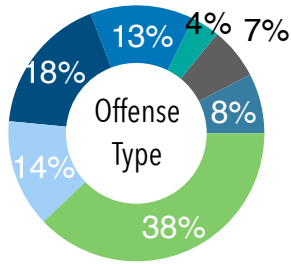


RISK & OFFENSE TYPE ANALYSIS:

Risk Analysis: Analysis shows that 21% of clients served in December were identified through the IRAS Community Supervision Tool as High Risk to Very High Risk, 49% as Moderate Risk, and 30% as Low Risk.

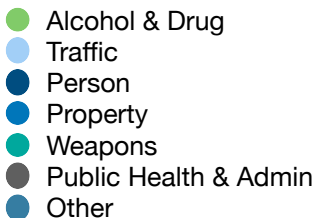
Offense Type Analysis:

Analysis shows that 38% of offenses are drug and alcohol related, 14% are traffic offenses, 18% are crimes against persons, 13% property related, 4% weapon related, 7% public health and admin., and 8% fall into the other category.

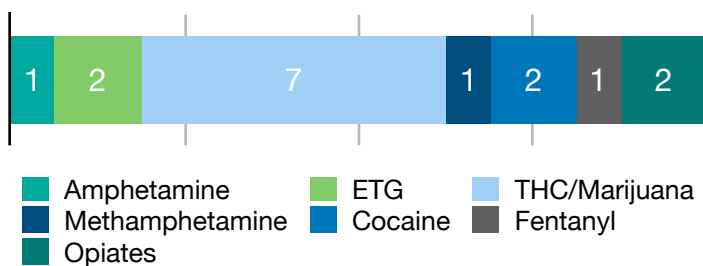


DRUG SCREEN ANALYSIS:

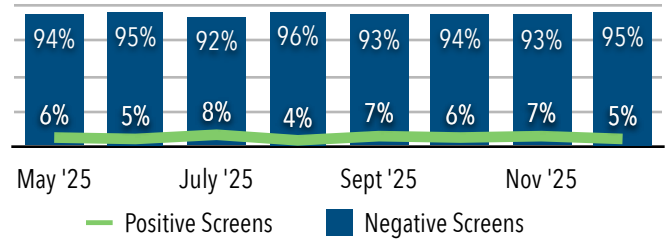
Out of 201 drugs screens administered this month, 5% were positive. The majority of positive screens were for THC, Cocaine and alcohol.



Positive Screens by Drug

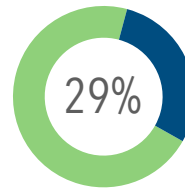


Percent Positive Screens 8 Month Trend

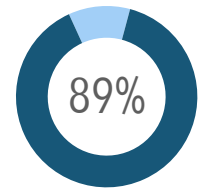


PERFORMANCE METRICS:

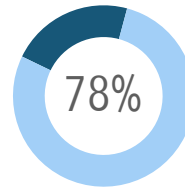
At the direction of our local JRAC, the agency is now tracking the following performance metrics.



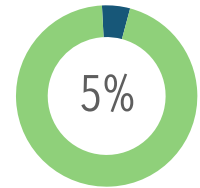
Violation Rate: the percentage of clients who received a violation; pending violations are NOT included; this is a measure of closed cases.



Safety Rate: the percentage of clients who do not commit a new offense while under supervision; this is a measure of closed cases.



Completion Rate: the percentage of clients who remain under supervision until the end of their sentence.



Drug Screen Positivity Rate: the percentage of drug screens administered that return a positive result

NOTABLE UPDATES:

- We are collaborating with Court Services and Justice System Partners to begin the Coaching Certification process completed by Pretrial Services.
- Working to integrate the AI case management system currently used by Pretrial Services
- Initiating preparation and development of the 2025 Annual Reports

January 19, 2026 by Hillary Hartoin, Court Services Director