

MARCH 2025 REVIEW

CASS COUNTY COURT & PRETRIAL SERVICES

“Serving the community by using evidence-based practices and needs-based supervision that prioritizes public safety, maximizes court appearance and reduces recidivism, while protecting the presumption of innocence.”

CURRENT OVERVIEW:

In February, Pretrial Services served a total of 144 clients, representing an 11% increase from February 2024. These clients accounted for 4,302 days or 11.8 years in jail bed stays. To date the department has served 180 clients in 2025, 50% of the 2024 population served.

The program currently has 117 active clients, with an January average daily population of 153.6. The majority of the current caseload, 65%, involves felony charges.

Additionally, the program completed 22 arrestee evaluations and recommendations, including IRAS-PAT assessments, in the last month. There were also 11 new clients added to the program in February, a 50% decrease. Currently, we have an 89% Release Rate. 18 clients successfully completed the program in February.

54 clients, an 20% increase, are participating in voluntary individual counseling with our PAK Therapeutic Clinicians. Due to increased demand, we now offer services four days a week. We currently have 9 clients in inpatient treatment. We secured 90 clients voluntary beds and admissions into inpatient treatment in 2024 with an 86% Completion Rate. We have secured 38 inpatient beds in 2025 thus far.

JAIL ANALYSIS:

The March Jail Analysis showed that 12% of inmates are classified as Pre-Adjudication. The Cass County Jail population is 156 inmates: 122 Cass County, 16 Carroll County, 11 Howard County, 7 IDOC. Currently, with expansion, the jail is at 51% capacity. It is estimated that without Pretrial Services the jail would be at 89% capacity. The low risk population is currently 5%, with

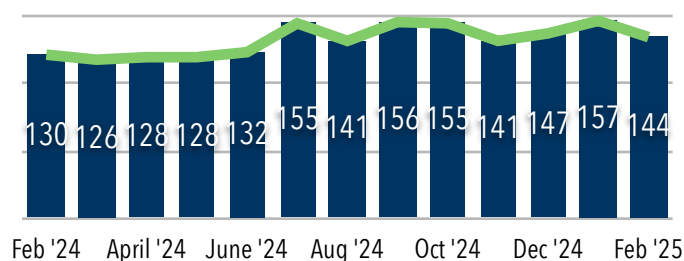
47% of the population identified as high risk, illustrating the reservation of jail resources for high risk inmates and maximized risk-based release decisions.

COST SAVINGS:

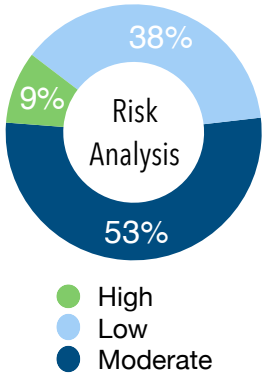
CCCPS has diverted an estimated \$4,680 per day in incarceration expenses, resulting in a reported cost savings of \$172,080 for February. Due to this reservation of jail resources, the CCJ can now house inmates from other facilities, generating an additional \$34,040 in revenue. Approximately 22% of the jail population is eligible to produce billable revenue.

POPULATION ANALYSIS:

Monthly Clients Served 13 Month Trend Analysis



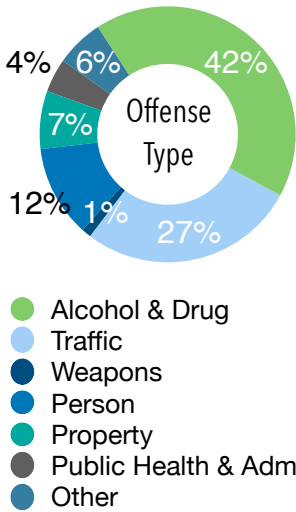
Offense Level & Case Type	Total	Case Type Analysis
Misdemeanors	58	
Level 6 Felonies	99	
High Level Felonies	7	
Special Conditions of Bond	10	
Probation Violators	43	
Weekly Reporting	32%	
GPS Monitoring	0	
Percent Felonies	65%	
Total Active Cases	164	



RISK & OFFENSE TYPE ANALYSIS :

Risk Analysis:

Trends show that 9% of active clients have been identified through the IRAS-PAT as High Risk, 53% as Moderate Risk, and 38% as Low Risk.

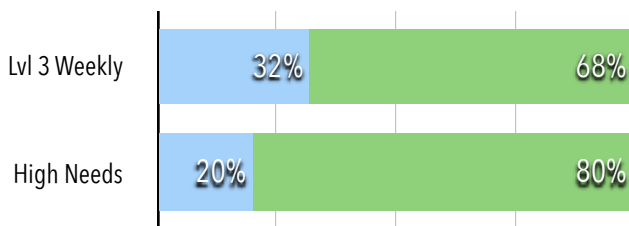


Offense Type Analysis:

Analysis shows that 42% of offenses are drug and alcohol related, 27% are traffic offenses, 12% are crimes against persons, 7% property related, 1% weapon related, 4% public health and admin., and 6% fall into the other category.

Supervision Analysis:

- 33% of active participants are being supervised at Level 3 (High) Supervision, with weekly reporting.
- 20% of active clients have needs where supervised release was in the best interest of the county and the clients.
- 0 clients are being supervised with electronic monitoring facilitated by Cass/Pulaski Community Corrections.

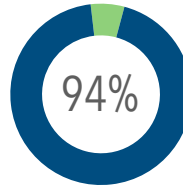


CASS COUNTY LOCAL JRAC:

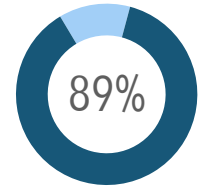
On March 31, 2025, the Cass County Local JRAC Council convened to review a new set of opioid settlement proposals and finalized their CY2024 JRAC Annual Report, which is now available online.

PERFORMANCE METRICS:

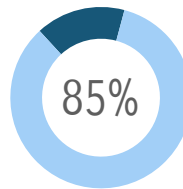
All our performance metrics have remained stable and fall above or within State Standards. Below are our current metrics.



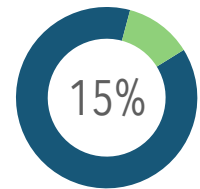
Appearance Rate:
percentage of defendants who attended all court hearings during their pretrial period



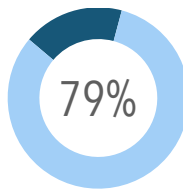
Safety Rate:
the percentage of defendants who were not charged with a new offense during their pretrial period



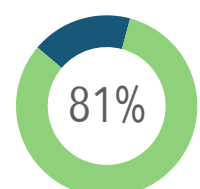
Success Rate:
the percentage of defendants who have not had an FTA, violation or committed a new offense while under supervision



Violation Rate:
the percentage of defendants who received a technical violation



Completion Rate:
the percentage of defendants who remained under supervision until disposition of their case



Voluntary Program Participation Rate: the percentage of defendants participating in voluntary programming and services

NOTABLE UPDATES AND ACCOMPLISHMENTS:

- The Court & Pretrial Services Annual Report is now accessible online.
- The Cass County Pretrial Release Program is undergoing recertification, with an IOCS site visit scheduled for May 20, 2025.
- We are currently in the process of developing our program resource inventory.

Prepared March 31, 2025, Hillary Hartoin, Director