

JANUARY 2026 REVIEW

CASS COUNTY COURT & PRETRIAL SERVICES

"Serving the community by using evidence-based practices and needs-based supervision that prioritizes public safety, maximizes court appearance and reduces recidivism, while protecting the presumption of innocence."

2025 ANNUAL REPORT PREVIEW:

Pretrial Services closed out 2025 with exceptional growth and measurable success, serving 381 clients—an 8% increase over 2024. 206 clients engaged in counseling services through our therapeutic services division, representing a remarkable 62% increase. These gains translated into meaningful outcomes, including a 20% increase in successful program completions and a 15% reduction in unsuccessful terminations—clear validation of the program's success-based coaching model. Collectively, these achievements resulted in an estimated \$1,686,360 in cost savings for 2025 and 116 years in jail bed stays diverted. In the past six years, the program has generated over \$7.5 million in grant funding.

CURRENT OVERVIEW:

In January, Pretrial Services served a total of 131 clients for 9.9 years in jail bed stays or 3,601 days. The program currently has 112 active clients, an 18% increase, with a January average daily population of 116. It is noted that the slight population decrease correlates to an direct increase in high-risk arrestees that are not appropriate for release to ensure public safety—61% of the jail is identified to be high risk. There were 18 new clients added to the program. Currently, we have an 86% Release Rate. 14 clients successfully completed the program in January. 69 clients are currently voluntarily participating in counseling services with our therapeutic services division.

JAIL ANALYSIS:

The January Jail Analysis showed that 12% of inmates are classified as Pre-Adjudication. The Cass County Jail population is 170 inmates: 126 Cass County, 34 Howard

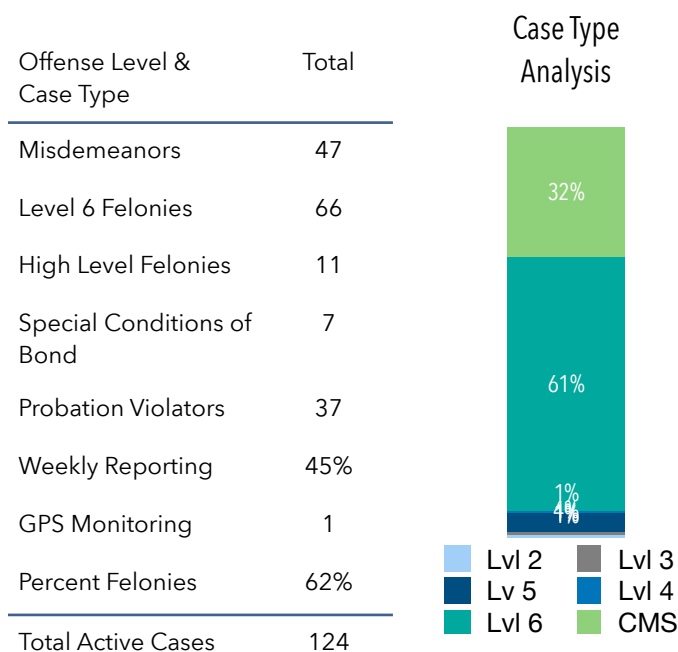
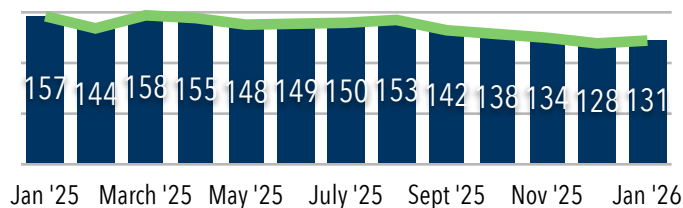
County, 9 IDOC. Currently, the jail is at 55% capacity. It is estimated that without Pretrial Services the jail would be at 92% capacity. The low risk population is 4%, with 100 detainees identified as high risk, illustrating the reservation of jail resources for high risk inmates.

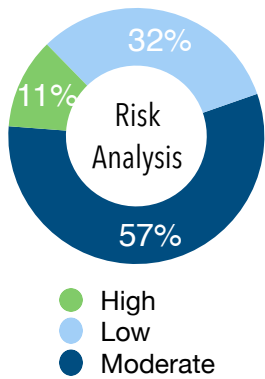
COST SAVINGS:

CCCPS has diverted an estimated \$4,480 per day in incarceration expenses, resulting in a reported cost savings of \$144,040 in January. Due to this reservation of jail resources, the CCJ can now house inmates from other facilities, generating an additional \$47,400 in revenue in January.

POPULATION ANALYSIS:

Monthly Clients Served 13 Month Trend Analysis

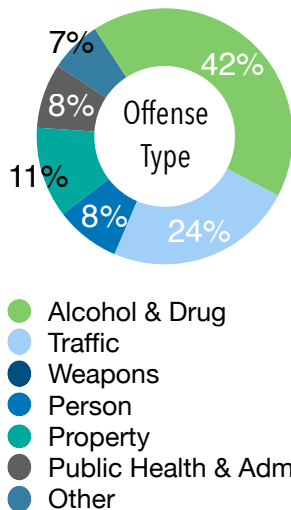




RISK & OFFENSE TYPE ANALYSIS :

Risk Analysis:

Trends show that 11% of active clients have been identified through the IRAS-PAT as High Risk, 57% as Moderate Risk, and 32% as Low Risk. It should be noted that Low Risk does not equate to low need.

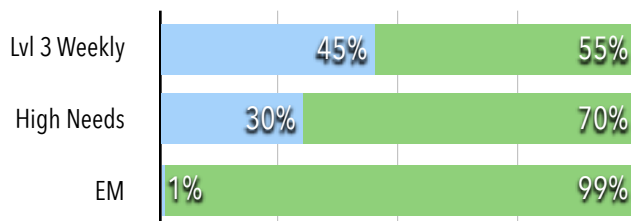


Offense Type Analysis:

Analysis shows that 42% of offenses are drug and alcohol related, 24% are traffic offenses, 8% are crimes against persons, 11% property related, 0% weapon related, 8% public health and admin., and 7% fall into the other category.

Supervision Analysis:

- 45% of active participants are being supervised at Level 3 (High) Supervision, with weekly reporting.
- 30% of active clients have needs where supervised release was in the best interest of the county and the clients.
- 1 clients is being supervised with electronic monitoring facilitated by Cass/Pulaski Community Corrections.

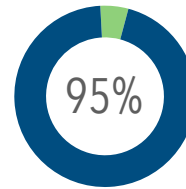


CASS COUNTY LOCAL JRAC:

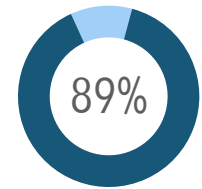
The Cass County Local JRAC's upcoming meeting is scheduled for February 18, 2026. During this meeting, members will review proposals for the 2026 Opioid Settlement Microgrant Awards. We are also excited to announce the launch of our new Local JRAC and Opioid Settlement websites.

PERFORMANCE METRICS:

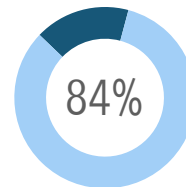
All our performance metrics have remained stable and fall above or within State Standards. Below are our current metrics.



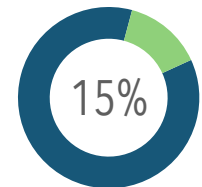
Appearance Rate:
percentage of defendants who attended all court hearings during their pretrial period



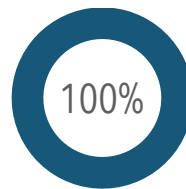
Safety Rate:
the percentage of defendants who were not charged with a new offense during their pretrial period



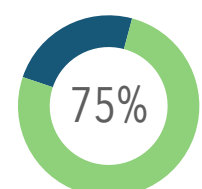
Success Rate:
the percentage of defendants who have not had an FTA, violation or committed a new offense while under supervision



Violation Rate:
the percentage of defendants who received a technical violation



No New Violent Crime Rate:
the percentage of defendants who were not charged with a new violent offense during their pretrial period



Voluntary Services Participation Rate: the percentage of defendants participating in voluntary programming and services

NOTABLE UPDATES AND ACCOMPLISHMENTS:

- We anticipate completing Justice System Partners Coaching Certifications by the end of February, along with ACJI Community Care Specialist Certifications.
- The Director graduated from the ACJI Culture Academy last week, completing 30 CEUs in advanced leadership training, in addition to earning her first two AI certifications from the Google Career Center.

Prepared January 31, 2025, Hillary Hartoin, Director