

DECEMBER 2025 REVIEW

CASS COUNTY COURT & PRETRIAL SERVICES

"Serving the community by using evidence-based practices and needs-based supervision that prioritizes public safety, maximizes court appearance and reduces recidivism, while protecting the presumption of innocence."

2025 ANNUAL REPORT PREVIEW:

Pretrial Services closed out 2025 with exceptional growth and measurable success, serving 381 clients—an 8% increase over 2024 and an impressive 180% increase over the past six years. The program secured 92 inpatient treatment beds, marking a 20% increase, and generated 111 peer referrals, a 247% rise. In addition, 206 clients engaged in counseling services through our therapeutic services division, representing a remarkable 62% increase. These gains translated into meaningful outcomes, including a 20% increase in successful program completions and a 15% reduction in unsuccessful terminations—clear validation of the program's success-based coaching model. Collectively, these achievements resulted in an estimated \$1,686,360 in cost savings for 2025 and 116 years in jail bed stays diverted. In the past six years, the program has generated over \$7.5 million in grant funding.

CURRENT OVERVIEW:

In November, Pretrial Services served a total of 134 clients for 8.9 years in jail bed stays. The program currently has 95 active clients, with a November average daily population of 109. It is noted that the slight population decrease correlates to an increase in high-risk arrestees that are not appropriate for release to ensure public safety. There were 24 new clients added to the program. Currently, we have an 86% Release Rate. 27 clients successfully completed the program.

JAIL ANALYSIS:

The December Jail Analysis showed that 13% of inmates are classified as Pre-Adjudication. The Cass County Jail population is 155 inmates: 115 Cass County, 29 Howard County, 11 IDOC. Currently, the jail is at 50% capacity. It

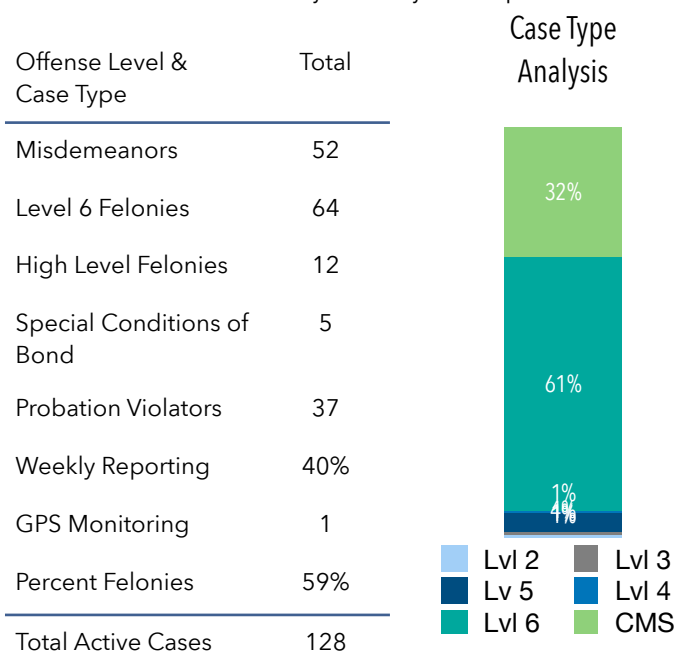
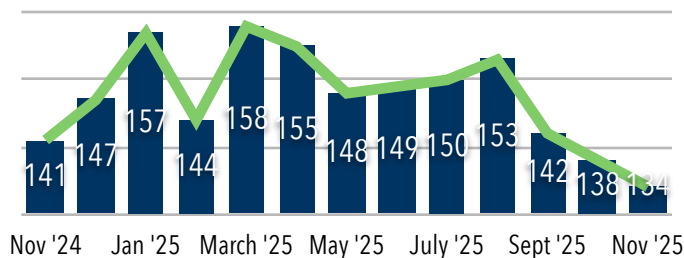
is estimated that without Pretrial Services the jail would be at 81% capacity. The low risk population is 5%, with 57% identified as high risk, illustrating the reservation of jail resources for high risk inmates.

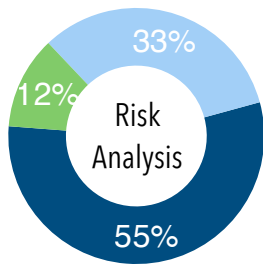
COST SAVINGS:

CCCPS has diverted an estimated \$3,800 per day in incarceration expenses, resulting in a reported cost savings of \$130,120 for November. Due to this reservation of jail resources, the CCJ can now house inmates from other facilities, generating an additional \$43,760 in revenue in December.

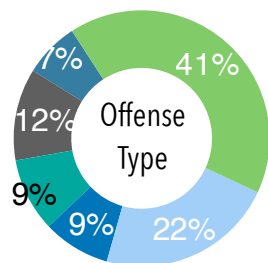
POPULATION ANALYSIS:

Monthly Clients Served 13 Month Trend Analysis





● High
● Low
● Moderate



● Alcohol & Drug
● Traffic
● Weapons
● Person
● Property
● Public Health & Admin
● Other

RISK & OFFENSE TYPE ANALYSIS :

Risk Analysis:

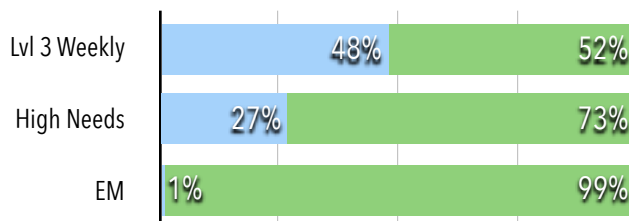
Trends show that 12% of active clients have been identified through the IRAS-PAT as High Risk, 55% as Moderate Risk, and 33% as Low Risk. It should be noted that Low Risk does not equate to low need.

Offense Type Analysis:

Analysis shows that 41% of offenses are drug and alcohol related, 22% are traffic offenses, 9% are crimes against persons, 9% property related, 1% weapon related, 11% public health and admin., and 7% fall into the other category.

Supervision Analysis:

- 48% of active participants are being supervised at Level 3 (High) Supervision, with weekly reporting.
- 27% of active clients have needs where supervised release was in the best interest of the county and the clients.
- 1 clients is being supervised with electronic monitoring facilitated by Cass/Pulaski Community Corrections.

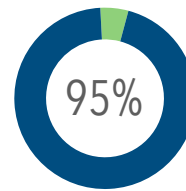


CASS COUNTY LOCAL JRAC:

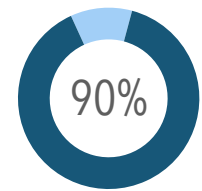
The Cass County Local JRAC's upcoming meeting is scheduled for January 28, 2026. During this gathering, we will be reviewing proposals for the 2026 Opioid Settlement Microgrant Awards. Additionally, we will begin the process of establishing new goals for the year ahead and preparing our 2025 Annual Report.

PERFORMANCE METRICS:

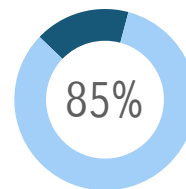
All our performance metrics have remained stable and fall above or within State Standards. Below are our current metrics.



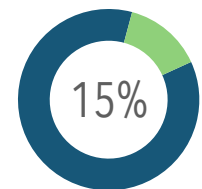
Appearance Rate:
percentage of defendants who attended all court hearings during their pretrial period



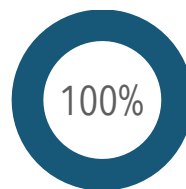
Safety Rate:
the percentage of defendants who were not charged with a new offense during their pretrial period



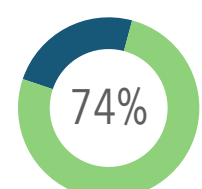
Success Rate:
the percentage of defendants who have not had an FTA, violation or committed a new offense while under supervision



Violation Rate:
the percentage of defendants who received a technical violation



No New Violent Crime Rate:
the percentage of defendants who were not charged with a new violent offense during their pretrial period



Voluntary Services Participation Rate:
the percentage of defendants participating in voluntary programming and services

NOTABLE UPDATES AND ACCOMPLISHMENTS:

- We are anticipating completion of Justice System Partners Coaching Certifications by the end of January along with our ACJI Community Care Specialist Certifications.
- The Director will graduate from the ACJI Culture Academy in January as well.
- Ms. Hartoin will begin her term as Director-at-Large for NAPSA beginning January 1, 2026.

Prepared December 31, 2025, Hillary Hartoin, Director