

FEBRUARY 2023 REVIEW

CASS COUNTY COURT & PRETRIAL SERVICES

"Serving the community by using evidence-based practices and needs-based supervision that prioritizes public safety, maximizes court appearance and reduces recidivism, while protecting the presumption of innocence."

CURRENT OVERVIEW:

Pretrial Services currently has 90 active clients, 91 cases, and we served a total of 110 clients in January, a 16% increase from December 2022, for a total number of 3,013 days. Our current caseload is 52% felony charged, while 5 clients are being supervised with the special condition of electronic monitoring.

34 arrestee evaluations and recommendations, with IRAS-PATs, were completed since our last report and we had 20 new intakes in January and had 20 clients successfully complete the program, a record high.

We had 13 clients voluntarily enroll in CBT eCourses via ACCI and 8 course completions. 20 clients started individual/addictions counseling with our two 4C Health Therapeutic Interns.

JAIL ANALYSIS:

The January Jail Analysis showed that 20% of inmates are classified as Pre-Adjudication, with 38% having an out-of-county warrant that excludes them from the pretrial release program. With the new Jail Expansion, any population over 307 inmates is considered overcapacity per IDOC standards. Currently, with expansion, the jail is at 67% capacity. It is estimated that without Pretrial Services the jail would be at 96% capacity. The low risk population is currently 9% and has continued to remain below 15% for the 6th consecutive month, illustrating the reservation of jail resources for high risk inmates and maximized risk-based release decisions.

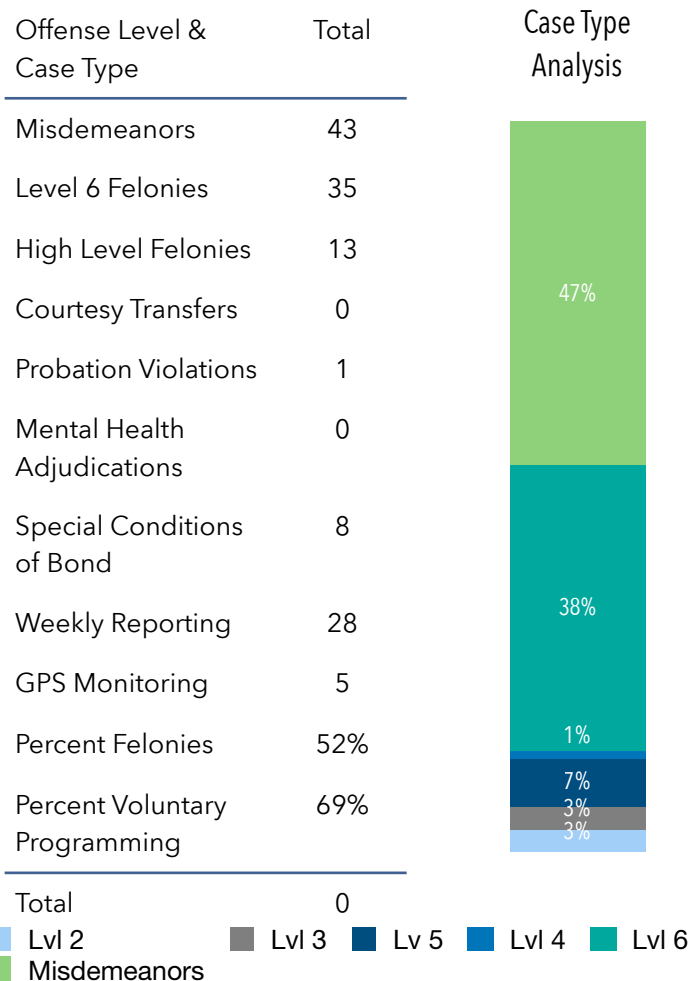
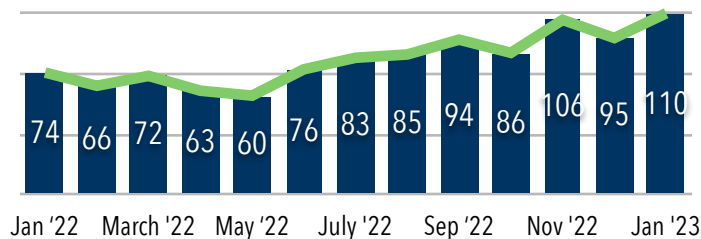
COST SAVINGS:

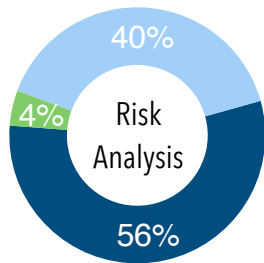
Using the \$40 daily per diem, CCCPS is currently diverting an estimated \$3,600 per day in incarceration

expenses and reports an estimated cost savings of \$125,520.00 in January, \$29,000 over our entire CY23 County Budget.

POPULATION ANALYSIS:

Monthly Clients Served 13 Month Trend Analysis





● High
● Low
● Moderate

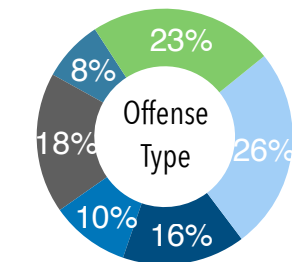
RISK & OFFENSE TYPE ANALYSIS :

Risk Analysis:

Trends show that 4% of active clients have been identified through the IRAS-PAT as High Risk, 56% as Moderate Risk, and 40% as Low Risk.

Offense Type Analysis:

Analysis shows that 23% of offenses are drug and alcohol related, 26% are traffic offenses, 16% are crimes against persons, 10% property related, 0% weapon related, 18% public health and admin., and 8% fall into the other category.

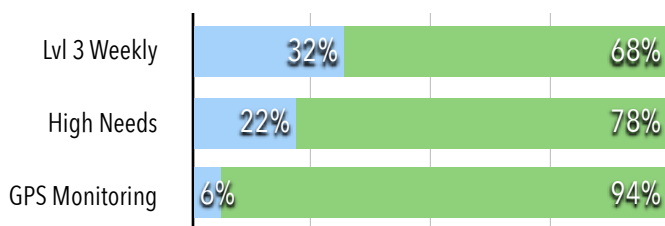


● Alcohol & Drug
● Traffic
● Person
● Property
● Weapons
● Public Health & Admin.
● Other

Supervision Analysis:

~32% of active participants are being supervised at Level 3 (High) Supervision, with weekly reporting.

- 22% of active clients have needs where supervised release was in the best interest of the county and the clients, including several clients with chronic illnesses/intellectual disabilities and one terminal illness.
- 5 clients are being supervised with electronic monitoring facilitated by Cass/Pulaski Community Corrections.

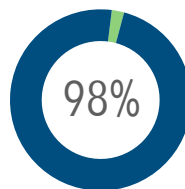


CASS COUNTY LOCAL JRAC:

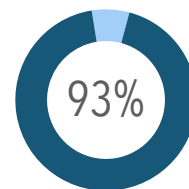
The Cass County Local JRAC continues to meet on a monthly basis and has been appointed by the Cass County Commissioners to review proposals for use of Opioid Settlement Funding, meeting on January 31, 2023. The Council is also working on their CY22 Annual Report, SEA 9 Reports and Community Supervision Metrics. The next meeting is scheduled for February 21, 2023.

PERFORMANCE METRICS:

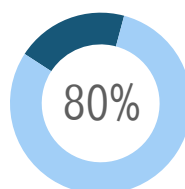
All our performance metrics have remained stable and fall above or within State Standards. Below are our current metrics.



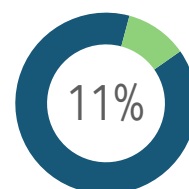
Appearance Rate:
percentage of defendants who attended all court hearings during their pretrial period



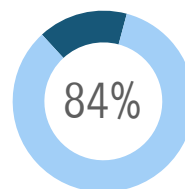
Safety Rate:
the percentage of defendants who were not charged with a new offense during their pretrial period



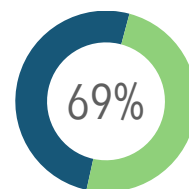
Success Rate:
the percentage of defendants who have not had an FTA, violation or committed a new offense while under supervision



Violation Rate:
the percentage of defendants who received a technical violation



Completion Rate:
the percentage of defendants who remained under supervision until disposition of their case



Voluntary Program Participation Rate:
the percentage of defendants participating in voluntary programming and services

NOTABLE UPDATES AND ACCOMPLISHMENTS:

- Our CY2022 Annual Reports are completed and available on our website.
- We received two therapeutic interns from 4C Health who provide addictions/individual counseling. We now offer counseling services two days a week in our offices
- The Director was added to the APPR Pretrial Practitioner Network and NIC Pretrial Executive Network.

Prepared February 14, 2023, Hillary Hartoin, Director