



CASS COUNTY PRETRIAL SERVICES AUGUST 2020 REPORT

MISSION

To serve the community by using evidence-based practices to assess and supervise defendants in order to assist the Courts in making pretrial release decisions that prioritize public safety, maximize court appearance and reduce recidivism, while protecting the presumption of innocence.

GOALS

- Maximize Public Safety
- Maximize Court Appearance
- Maximize Release

QUARTERLY OVERVIEW

This has been a record breaking quarter for Pretrial Services. Despite the continued challenges due to COVID-19, we have seen growth, increased utilization of the program and have been able to continue to meet our goals and make program improvements.

We are reporting another record breaking quarter, with 35 new clients enrolled in the quarter ending in June 2020, and 13 additional clients enrolled so far this current quarter. We're tracking a sustained average of 3-4 clients enrolled a week & projections predict an average active population of between 75-80 clients by October 2020. To date, we have conducted over 500 IRAS-PATs and have had 138 clients in the program, including 135 adults and 3 juveniles. We have had a total of 156 cases, with 57% being felonies.

With the ongoing support of the courts and local criminal justice stakeholders, we are excited to announce that we have begun the process of becoming a certified pretrial services agency by the Indiana Office of Court Services. Public safety, maximized release, and the needs of our clients remain a priority as we grow and in the midst of this pandemic.

Best Regards,

Hillary Hartoin

Pretrial Services Coordinator

COVID-19 UPDATE

Pretrial evaluations and video interviews will continue to occur within 12-48 hrs of arrest and recommendations will continue to be provided at arraignment. This is a collaborative effort with the Sheriff's Department and Intake Court to earlier identify and expedite the release of inmates to help maintain a lower jail population due the effects of COVID-19. Initial hearings are held the same day when possible, but clients can also be released at their probable cause hearing in efforts to limit exposure to the CCJ. Beyond COVID-19 concerns, expedited release allows clients to return to their employment and families, as well as participate in treatment while enrolled in the program that would not be accessible if incarcerated.

COLLABORATIVE CARE

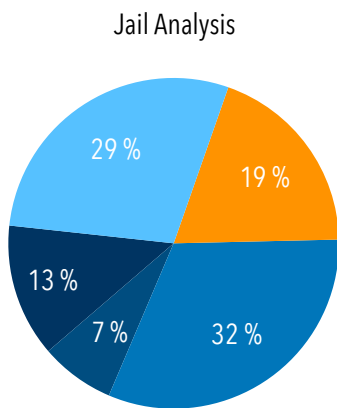
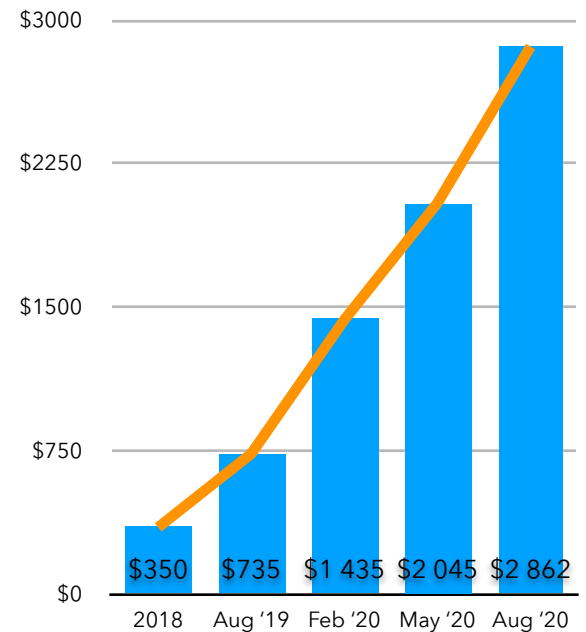
We have continued to collaborate with the CPCC Therapist & Four County Criminal Justice Liaison to connect clients with virtual peer support recovery groups, counseling, virtual services, recovery coaching & IOP. Clients are offered assistance applying for HIP & obtaining presumptive coverage to cover or make medical treatment and counseling services more affordable or free. Clients have also started participating in key programming prior to sentencing, including domestic violence and anger management classes. Approximately 26% of active clients are participating in voluntary treatment. Expedited release and early identification of risk/needs allows referral to resources that target identified needs and minimize risk, while enhancing public safety & increasing the likelihood of a positive outcome for the community & client.

COST SAVINGS

Pretrial Services saves an approximate \$2862.50 daily in incarceration expenses and juvenile detention savings, using the respective \$37.50 and \$200 daily per diems. This is 40% increase in savings from last quarter. The average savings per a month is \$88,737.50 and does not account for the intangible benefits provided to the defendant and the county that the data cannot capture. 22% of our population have medical conditions or an injury that necessitated release, intellectual disability/mental health disorder or high risk pregnancy with needs that could not be met adequately if incarcerated. Releasing these clients to Pretrial Services, allows clients access to needed medical

care without financially burdening the county and jeopardizing public safety.

Daily Cost Savings Progression



JAIL ANALYSIS

Currently, the population average is approximately 192 inmates, a 28% increase from last quarter. The current jail analysis shows that 29% are pre-adjudication, 32% Probation/CC violations, 19% serving a sentence, 13% FTA Warrants, and 7% Bond Revocations. Pending probation violations account for the the majority of this increase, with 25 inmates booked on a probation violation in July alone and 57 inmates held on a pending probation violation. The pretrial population remains below 30% and have been assessed to be high risk to public safety or have an hold that prevents release, i.e. INS or parole.

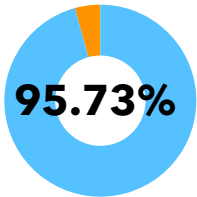
SENTENCING OUTCOMES

We continue to see a trend in diverting post-conviction sentences from incarceration in the county jail or IDOC. Of those who successfully complete pretrial supervision, 42% result in a dismissal or pretrial diversion, 38% are sentenced to probation or community corrections, 13% are given executed time and 8% fines/time served.

- Pretrial
- Probation/CPCC Violations
- FTA Warrants
- Serving Sentence
- Bond Revocations

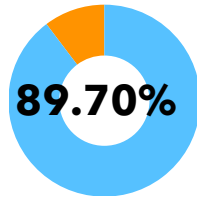
PERFORMANCE METRICS

All performance metrics have remained stable, with none decreasing more than 2% and all above or within state standards. As we see continued growth and adapt supervision strategies due to COVID-19 limitations, it remains a priority that we continue to monitor the quality of programming and supervision to ensure public safety and client success.



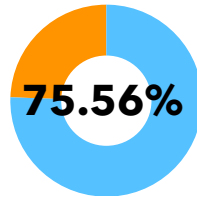
Appearance Rate

the percentage of defendants who attended all court hearings during their pretrial period



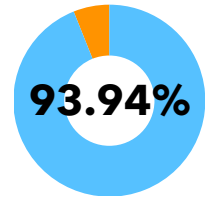
Safety Rate

the percentage of defendants who were not charged with a new offense during their pretrial period



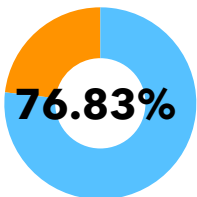
Supervision Concurrence Rate

percentage of defendants being supervised at a level that matches their assessed risk; overrides not included



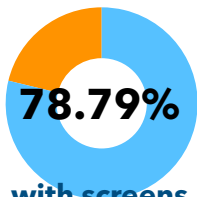
Release Decision Concurrence Rate

percentage of court decisions that are consistent with the PSC's Recommendation



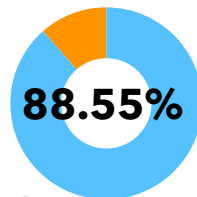
Success Rate

the percentage of defendants who have not received a violation, FTA, or new offense while under supervision



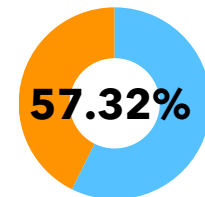
with screens

the percentage of defendants who did NOT receive a violation, pending violations are included in calculations



without screens

Moderate risk clients are most likely to violate PTR and 60% of violations are for failed screens or a new drug related charge.



Completion Rate

percentage of defendants who remained under supervision until disposition;

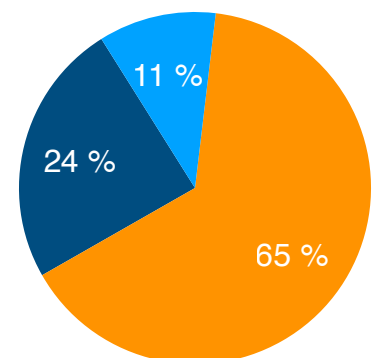
Without drug screens projected rate is 75.61%.

DEMOGRAPHICS

We have 72 active clients. This is a 45% caseload increase from May to August of 2020. Trends forecast a projected caseload of 75-80 clients by October. For comparison, data review shows an active population of 21 clients in August 2019, a 242% growth in the past year.

- Case Type Analysis: 82 Cases: 41 Criminal Misdemeanors, 30 Level 6 Felonies, and 11 High Level Felonies; 71 adults and 1 juvenile.
- Supervision Analysis: 27% of active participants are being supervised at Level 3 (High) Supervision, with weekly, biweekly or daily reporting and 22% of active clients have needs where supervised release was in the best interest of the county and the clients. 12% of active clients have multiple cases.
- Offense Type Analysis: 36% drug and alcohol related offenses, 20% crimes against property, 32% crimes against persons, and 12% traffic offenses.
- Risk Analysis: Trends show that 11% of active clients have been identified through the IRAS-PAT as High Risk, 65% as Moderate Risk, and 24% as Low Risk.

Risk Analysis



● High ● Moderate
● Low

UPDATES

- FY2021 IDOC grant application was submitted in July & possible funding for administrative support staff is being sought via a CJI COVID-19 Relief Grant.
- Last month we submitted to our first fiscal audit. While the results are still pending, we are on track to meet our IDOC performance metrics per attached mid-point data collection.
- Letter of Intent to pursue certification from the Indiana Office of Court Services was sent in June and we are hopeful to receive our presumptive certificate by December of this year. Application is being finalized at this time.
- The Pretrial Services Coordinator is now serving as the Quality Assurance Coordinator for both Pretrial Services & Community Corrections to ensure both agencies remain committed and compliant with evidence-based practices, with a focus on data analysis and technology improvements. Continued collaboration between the agencies not only allows for process improvements, but continuity of care across the local criminal justice system.
- The joint Community Corrections & Pretrial Services interactive website is in the end stages of development and expected to be launched early fall. In addition to general information & forms, community resources, links to virtual peer support and recovery groups will also be available.

For answers to any questions contact:

Hillary Hartoin
Pretrial Services Coordinator ,
Probation Officer
Cass County Adult Probation
Cass County Government Building
200 Court Park Room 208
Logansport, In 46947
Office: (574) 732-2509 Ext. 1490
Cell: (574)-732-4941
hillary.hartoin@co.cass.in.us