

FEBRUARY 2025 REVIEW

CASS COUNTY COURT & PRETRIAL SERVICES

“Serving the community by using evidence-based practices and needs-based supervision that prioritizes public safety, maximizes court appearance and reduces recidivism, while protecting the presumption of innocence.”

CURRENT OVERVIEW:

In January Pretrial Services served a total of 157 clients, representing a 7% increase from January, and a 15% increase from January 2024. These clients accounted for 5,034 days or 16.1 years in jail bed stays. To date CCCPS has served 168 clients in 2025, 46% of the 2024 population served. The program currently has 147 active clients, with an January average daily population of 162. The majority of the current caseload, 65%, involves felony charges.

Additionally, the program completed 30 arrestee evaluations and recommendations, including IRAS-PAT assessments, in the last month. There were also 21 new clients added to the program in January, consistent with December's increase trend. Currently, we have an 86% Release Rate. 16 clients successfully completed the program.

45 clients, an 18% increase, are participating in voluntary individual counseling with our PAK Therapeutic Clinicians. This month we expanded days services are provided due to increased demand and now offer services four days a week. We currently have 9 clients in inpatient treatment. We secured 89 clients voluntary beds and admissions into inpatient treatment in 2024 with an 86% Completion Rate.

JAIL ANALYSIS:

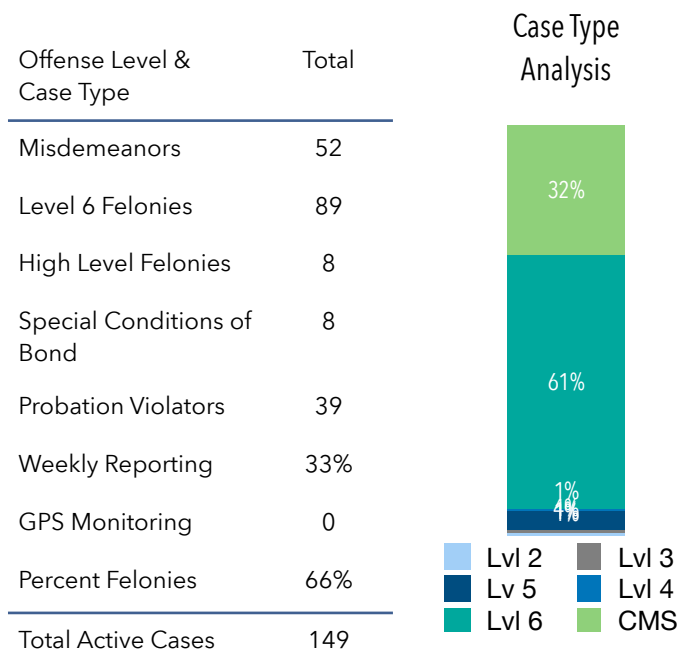
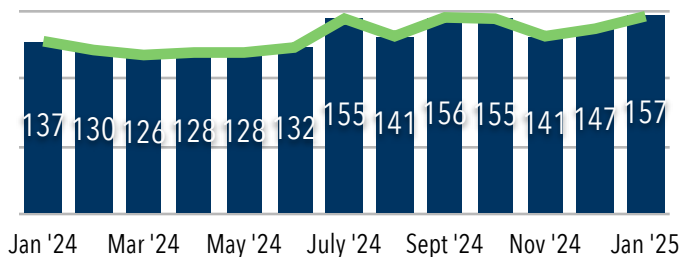
The January Jail Analysis showed that 16% of inmates are classified as Pre-Adjudication. The Cass County Jail population is 154 inmates, a 17% decrease from January: 119 Cass County, 6 Carroll County, 22 Howard County, 7 IDOC. Currently, with expansion, the jail is at 50% capacity. It is estimated that without Pretrial Services the jail would be at 98% capacity. The low risk population is

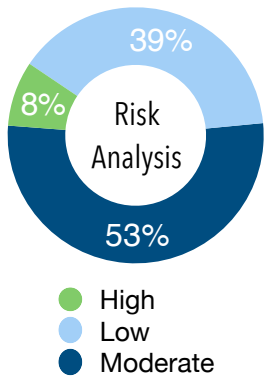
currently 5%, with 50% of the population identified as high risk, illustrating the reservation of jail resources for high risk inmates and maximized risk-based release decisions.

COST SAVINGS:

CCCPS has diverted an estimated \$5,880 per day in incarceration expenses, resulting in a reported cost savings of \$194,080 for January. Due to this reservation of jail resources, the CCJ can now house inmates from other facilities, generating an additional \$48,120 in revenue. Approximately 23% of the jail population is eligible to produce billable revenue.

Monthly Clients Served 13 Month Trend Analysis

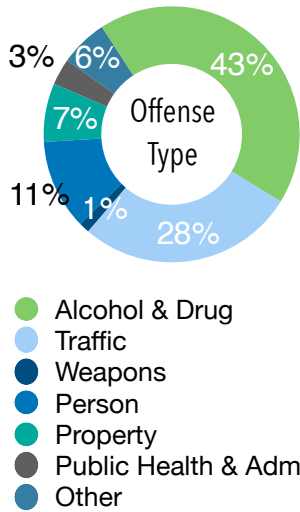




RISK & OFFENSE TYPE ANALYSIS :

Risk Analysis:

Trends show that 8% of active clients have been identified through the IRAS-PAT as High Risk, 53% as Moderate Risk, and 39% as Low Risk.

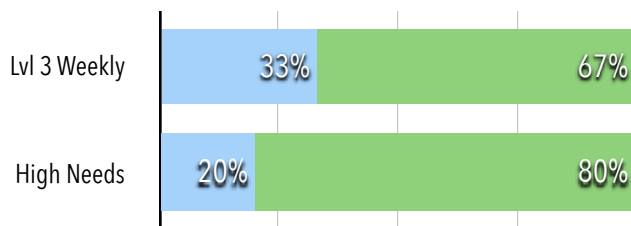


Offense Type Analysis:

Analysis shows that 43% of offenses are drug and alcohol related, 28% are traffic offenses, 11% are crimes against persons, 7% property related, 1% weapon related, 3% public health and admin., and 6% fall into the other category.

Supervision Analysis:

- 33% of active participants are being supervised at Level 3 (High) Supervision, with weekly reporting.
- 20% of active clients have needs where supervised release was in the best interest of the county and the clients.
- 0 clients are being supervised with electronic monitoring facilitated by Cass/Pulaski Community Corrections.

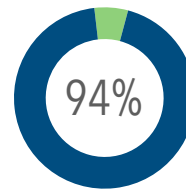


CASS COUNTY LOCAL JRAC:

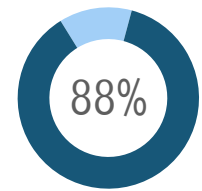
The Cass County Local JRAC Council will resume meeting in March to review another round of opioid settlement proposals and begin work on the annual report.

PERFORMANCE METRICS:

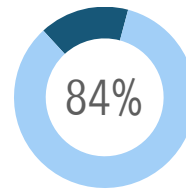
All our performance metrics have remained stable and fall above or within State Standards. Below are our current metrics.



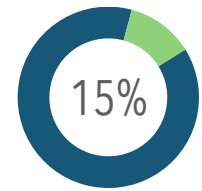
Appearance Rate:
percentage of defendants who attended all court hearings during their pretrial period



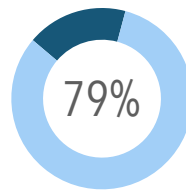
Safety Rate:
the percentage of defendants who were not charged with a new offense during their pretrial period



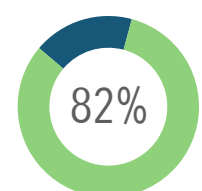
Success Rate:
the percentage of defendants who have not had an FTA, violation or committed a new offense while under supervision



Violation Rate:
the percentage of defendants who received a technical violation



Completion Rate:
the percentage of defendants who remained under supervision until disposition of their case



Voluntary Program Participation Rate:
the percentage of defendants participating in voluntary programming and services

NOTABLE UPDATES AND ACCOMPLISHMENTS:

- In partnership with Psychotherapy Associates of Kokomo (PAK), we expanded our therapeutic programming to 4 days per week due to an 18% increase in clients participating in services.
- Cass County Pretrial Services' Integrated Therapeutic Model will be highlighted at the 2025 NAMI Conference in their keynote address.
- They CY2026 IDOC/IOCS Grants applications are now open.

Prepared February 26, 2025, Hillary Hartoin, Director