

MARCH 2026 REVIEW

CASS COUNTY COURT & PRETRIAL SERVICES

“Serving the community by using evidence-based practices and needs-based supervision that prioritizes public safety, maximizes court appearance and reduces recidivism, while protecting the presumption of innocence.”

2026 QUARTER 1 OVERVIEW:

Review of the first quarter of 2026 shows that CCCPS has served 183 clients—48% of the total population served in 2025, a record-setting year—reflecting continued growth and strong court engagement. These efforts resulted in 9,791 jail bed days saved (26.8 years) and \$391,640 in Q1 cost savings. Compared to 2025, program utilization has increased by 2%. The average daily population remains stable and manageable due to faster court processing times, allowing for appropriate supervision levels while effectively serving a growing number of higher-need clients. Unsuccessful terminations decreased by 37%. Additionally, 95 clients participated in individual counseling through the Therapeutic Services Division—46% of the 2025 participation—highlighting continued improvement in engagement, supervision practices, and overall program effectiveness.

CURRENT OVERVIEW:

In March, Pretrial Services served 142 clients, resulting in 3,149 jail bed days saved. The program currently supervises 105 active clients, with a February average daily population of 102. The slight decrease reflects an increase in high-risk arrestees who were deemed inappropriate for release, supported by a 38% rise in high-risk detainees in the jail. Felony cases make up 90% of the current caseload. During the month, staff completed 28 arrestee evaluations with IRAS-PAT assessments and enrolled 12 new clients. The program maintains a 86% release rate, with 11 clients successfully completing the program in March.

JAIL ANALYSIS:

The March Jail Analysis showed that 14% of inmates are classified as pre-adjudication. The Cass County Jail

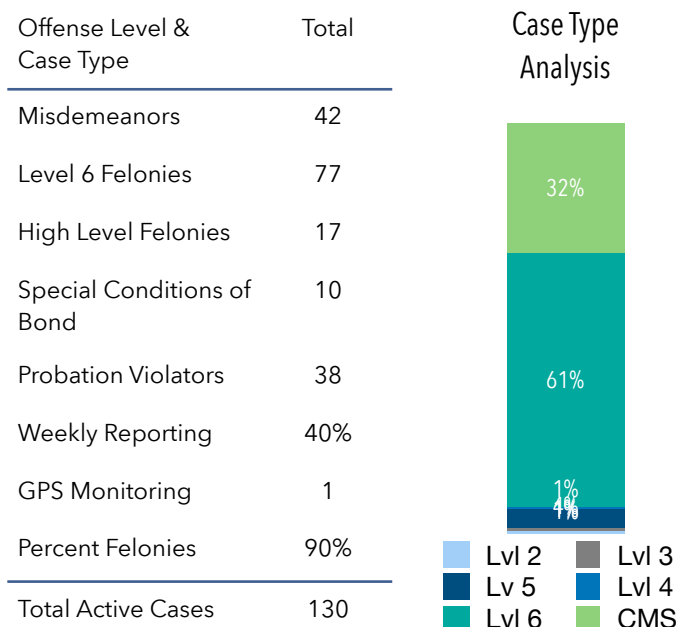
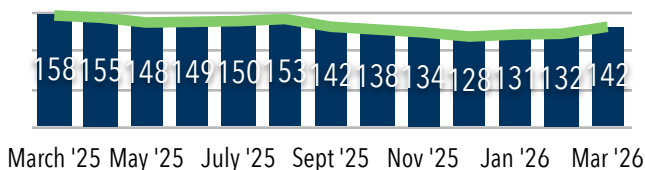
population is 220 inmates: 149 Cass County, 61 Howard County, and 10 IDOC. Currently, the jail is at 72% capacity. It is estimated that without Pretrial Services the jail would be at 5% overcapacity. The low-risk population is 4%, illustrating the effective reservation of jail resources

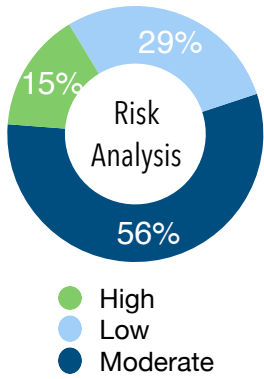
COST SAVINGS:

CCCPS has diverted an estimated \$4,200 per day in incarceration expenses, resulting in a reported cost savings of \$125,960 in March. Due to this reservation of jail resources, the CCJ can now house inmates from other facilities, generating an additional \$71,600 in revenue in March, due to the space generated by the Pretrial Release Program.

POPULATION ANALYSIS:

Monthly Clients Served 13 Month Trend Analysis





RISK & OFFENSE TYPE ANALYSIS :

Risk Analysis:

Trends show that 15% of active clients have been identified through the IRAS-PAT as High Risk, 56% as Moderate Risk, and 29% as Low Risk. Low risk does not equate to low need.

Offense Type Analysis:

Analysis shows that 49% of offenses are drug and alcohol related, 18% traffic offenses, 9% crimes against persons, 9% property related, 0% weapon related, 8% public health and admin., and 8% fall into the other category.

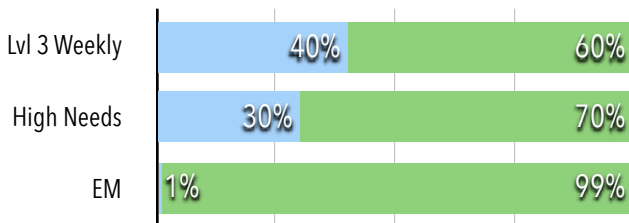
Supervision Analysis:

-40% of active participants are being supervised at

Level 3 (High) Supervision, with weekly reporting.

- 30% of active clients have needs for which supervised release was determined to be in the best interest of the clients and county.
- 1 client is being supervised with electronic monitoring facilitated by Cass/Pulaski Community Corrections.

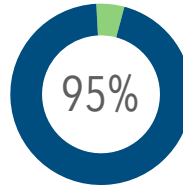
CASS COUNTY LOCAL JRAC:



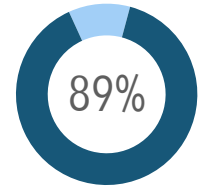
The Cass County Local JRAC's upcoming meeting is scheduled for May 20, 2026. During this meeting, designated subcommittee members will review electronic monitoring standards, supervision levels, and home zone parameters. Additionally, the committee will examine current case filing practices to promote greater consistency across community supervision agencies and to support the implementation of more meaningful and effective violation filings.

PERFORMANCE METRICS:

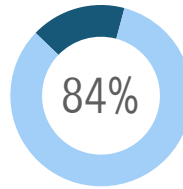
All our performance metrics have remained stable and fall above or within State Standards. Below are our current metrics.



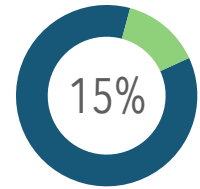
Appearance Rate:
percentage of defendants who attended all court hearings during their pretrial period



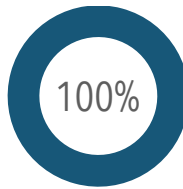
Safety Rate:
the percentage of defendants who were not charged with a new offense during their pretrial period



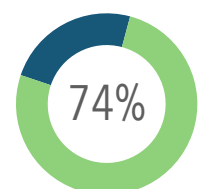
Success Rate:
the percentage of defendants who have not had an FTA, violation or committed a new offense while under supervision



Violation Rate:
the percentage of defendants who received a technical violation



No New Violent Crime Rate:
the percentage of defendants who were not charged with a new violent offense during their pretrial period



Voluntary Services Participation Rate:
the percentage of defendants participating in voluntary programming and services

NOTABLE UPDATES AND ACCOMPLISHMENTS:

- All Pretrial Staff successfully completed the APPA National Community Supervision Professional Certification through ACJI.
- Our 2025 Annual Report is near completion and will be available in the coming weeks.
- The Director participated in the March NAPSA webinar with Glenn Tapia focused on the Culture and Pretrial Stakeholder Communications.

March 30, 2026, Hillary Hartoin, Director