

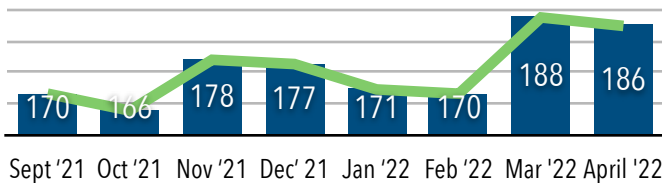
# MAY 2022 REVIEW

## CASS/PULASKI COMMUNITY CORRECTIONS

*"Committed to improving the quality of life of the program participants and the community by applying effective evidence based programs that produce positive choices, constructive behavior and accountability from the program participants, thereby reducing their criminal actions."*

### WORK RELEASE UPDATES:

Monthly Clients Served 8 Month Trend



We currently have 20 work release residents. Program capacity continues to be limited to no more than 20-25 male residents in order to limit risk/exposure to COVID-19, with one employee testing positive last month. Facility renovation plans continue to progress.

Work Crew has been busy at the greenhouses and flowers are being placed in the community. This year we have over 200 baskets & barrels to place throughout downtown Logansport, in addition to over 5,000 plants for the local parks.



### APRIL OVERVIEW:

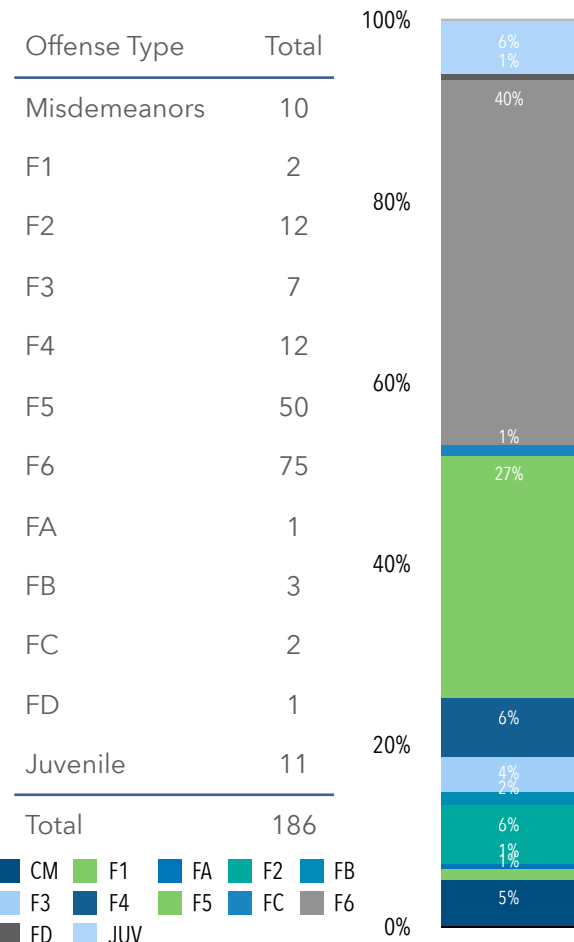
Community Corrections served a total of 186 clients, 31 in Work Release and 155 via the Home Detention/

Electronic Monitoring program for a total of 5,101 total days supervised.

The department received 18 new clients in April :

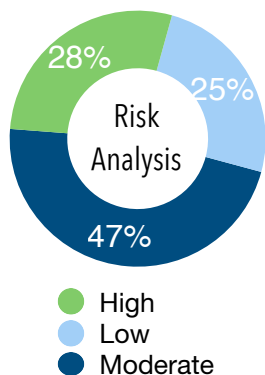
- 9 Level 6 Felonies or Class D Felonies
- 5 High Level Felonies (Lvl 5 & Above)
- 2 Misdemeanor
- 2 Juveniles

19 clients completed the program, while 4 clients were returned to either the Cass or Pulaski County Jail on a violation. 17 defendants were interviewed and evaluated for potential participation in CPCC. As seen below, the majority, 67%, of our clients are serving terms on Level 6 and Level 5 Felonies.



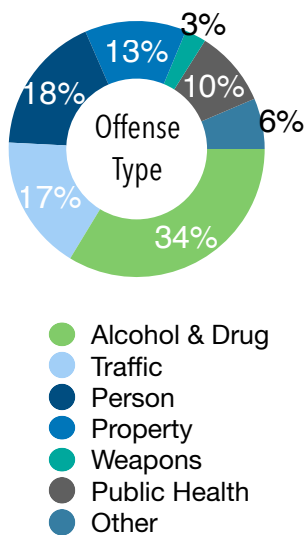
## POPULATION ANALYSIS:

- 31 Work Release Clients
- 155 Home Detention
- 8 Clients participated in Work Crew; over 300 hours, focusing on the Cass County Beautification Project, mowing, trash clean-up and work at the greenhouses.
- 11 CTP Clients
- 29 Courtesy Transfers
- 127 clients were serving a term originating from Cass County, while 41 were serving a sentencing from Pulaski County
- 11 clients were participating in Juvenile GPS Monitoring



### RISK & OFFENSE TYPE ANALYSIS:

Risk Analysis: Analysis shows that 28% of clients served in April were identified through the IRAS Community Supervision Tool or IYAS as High Risk to Very High Risk, 47% as Moderate Risk, and 28% as Low Risk.



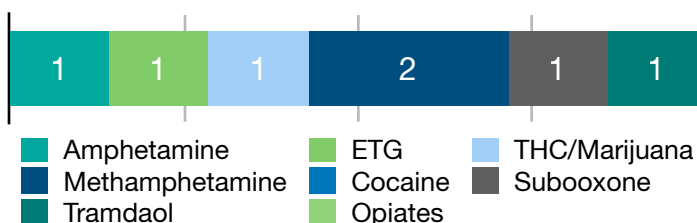
### Offense Type Analysis:

Analysis shows that 34% of offenses are drug and alcohol related, 17% are traffic offenses, 18% are crimes against persons, 13% property related, 3% weapon related, 10% public health and admin., and 6% fall into the other category

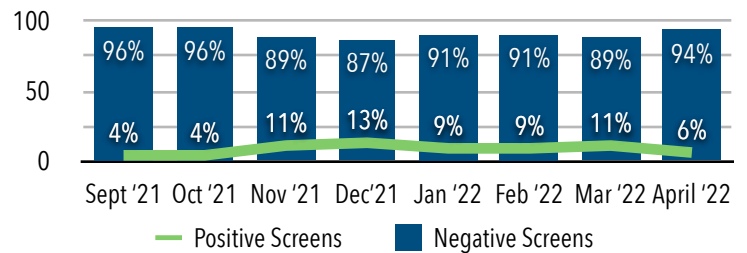
### DRUG SCREEN ANALYSIS:

Out of 147 drugs screens administered this month, 4% were positive as seen below.

### Positive Screens by Drug

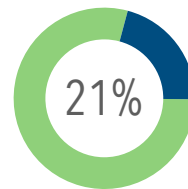


### Percent Positive Screens 8 Month Trend

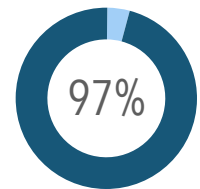


### PERFORMANCE METRICS:

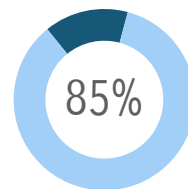
At the direction of our local JRAC the agency is now tracking the following performance metrics.



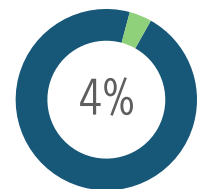
**Violation Rate:** the percentage of clients who received a violation; pending violations are NOT included; this is a measure of closed cases.



**Safety Rate:** the percentage of clients who do not commit a new offense while under supervision; this is a measure of closed cases.



**Completion Rate:** the percentage of clients who remain under supervision until the end of their sentence.



**Drug Screen Positivity Rate:** the percentage of drug screens administered that return a positive result

### NOTABLE UPDATES:

- Our CY2023 IDOC Grant Applications have been submitted. Awards Announcements will be made July 22nd.
- We are excited to announce that we have hired our new grant funded Case Manager, Francisco Requeno.
- The Department continues to work on other miscellaneous projects including expanding learning teams, preparations for SB9 and quality assurance improvements.

Prepared May 11, 2022 by Dave Wegner, Director