

APRIL 2026 REVIEW

CASS COUNTY COURT & PRETRIAL SERVICES

“Serving the community by using evidence-based practices and needs-based supervision that prioritizes public safety, maximizes court appearance and reduces recidivism, while protecting the presumption of innocence.”

CURRENT OVERVIEW:

In April, Pretrial Services served 132 clients, resulting in 2,987 jail bed days saved. The program currently supervises 105 active clients, with an average daily population of 100 during the month. The slight decrease in population reflects an increase in high-risk arrestees deemed inappropriate for release, supported by an 18% increase in high-risk detainees within the jail since the beginning of the year.

To date, the program has served 202 clients in 2026, representing 53% of the total population served in 2025. Since the program launched in 2018, Pretrial Services has successfully served 1,890 clients. Felony cases continue to comprise 90% of the current caseload. During April, staff completed 27 arrestee evaluations utilizing the IRAS-PAT assessment and enrolled 17 new clients, reflecting a 55% increase in enrollments. The program continues to maintain an 86% release rate, with four clients successfully completing the program during the month.

Our commitment to people-centered supervision and supportive services remains a core focus. In April, 63 clients voluntarily participated in individual counseling through our Therapeutic Team, representing 48% of the active caseload. Additionally, 38 clients actively engaged with our Peer Recovery Specialists through 4C Health. To date, the program has secured 30 voluntary inpatient treatment placements, with 8 clients currently participating in inpatient treatment.

JAIL ANALYSIS:

The April Jail Analysis showed that 15% of inmates are classified as pre-adjudication. The Cass County Jail population is 207 inmates: 134 Cass County, 54 Howard County, and 19 IDOC. Currently, the jail is at 67%

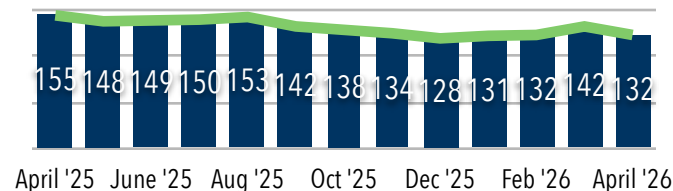
capacity. It is estimated that without Pretrial Services the jail would be at 1% overcapacity. The low-risk population is 3%, illustrating the effective reservation of jail resources

COST SAVINGS:

CCCPS has diverted an estimated \$4,200 per day in incarceration expenses, resulting in a reported cost savings of \$119,480 in April. Due to this reservation of jail resources, the CCJ can now house inmates from other facilities, generating an additional \$67,080 in revenue in April, due to the space generated by the Pretrial Release Program.

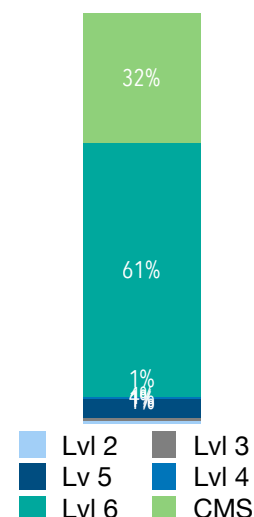
POPULATION ANALYSIS:

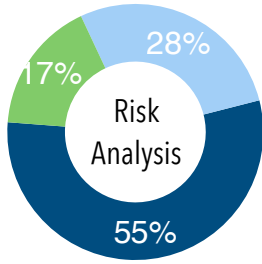
Monthly Clients Served 13 Month Trend Analysis



Offense Level & Case Type	Total
Misdemeanors	37
Level 6 Felonies	74
High Level Felonies	14
Special Conditions of Bond	9
Probation Violators	35
Weekly Reporting	40%
GPS Monitoring	1
Percent Felonies	90%
Total Active Cases	130

Case Type Analysis





- High
- Low
- Moderate

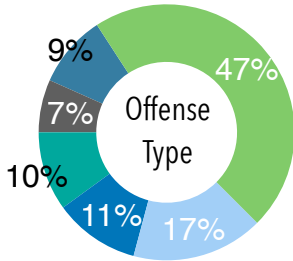
RISK & OFFENSE TYPE ANALYSIS :

Risk Analysis:

Trends show that 17% of active clients have been identified through the IRAS-PAT as High Risk, 55% as Moderate Risk, and 28% as Low Risk. Low risk does not equate to low need.

Offense Type Analysis:

Analysis shows that 47% of offenses are drug and alcohol related, 17% traffic offenses, 11% crimes against persons, 10% property related, 0% weapon related, 9% public health and admin., and 7% fall into the other category.



- Alcohol & Drug
- Traffic
- Weapons
- Person
- Property
- Public Health & Admin
- Other

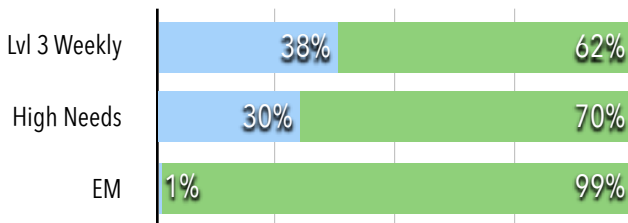
Supervision Analysis:

-38% of active participants are being supervised at

Level 3 (High) Supervision, with weekly reporting.

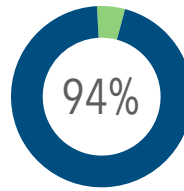
- 30% of active clients have needs for which supervised release was determined to be in the best interest of the clients and county.
- 1 client is being supervised with electronic monitoring facilitated by Cass/Pulaski Community Corrections.

CASS COUNTY LOCAL JRAC:

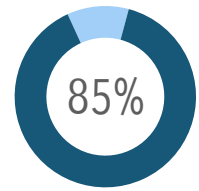


The next local JRAC meeting will be held in June, with the date to be announced. During this meeting, designated subcommittee members will review electronic monitoring standards, supervision levels, and home zone parameters. Additionally, the committee will examine current filing practices to promote greater consistency across community supervision agencies. As a friendly reminder, Opioid Settlement Microgrant Applications are due by June 30.

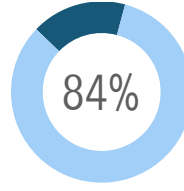
PERFORMANCE METRICS:



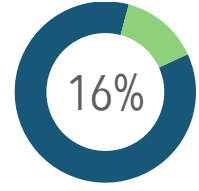
Appearance Rate:
percentage of defendants who attended all court hearings during their pretrial period



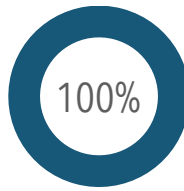
Safety Rate:
the percentage of defendants who were not charged with a new offense during their pretrial period



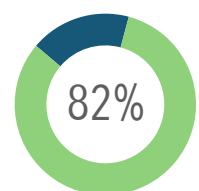
Success Rate:
the percentage of defendants who have not had an FTA, violation or committed a new offense while under supervision



Violation Rate:
the percentage of defendants who received a technical violation



No New Violent Crime Rate:
the percentage of defendants who were not charged with a new violent offense during their pretrial period



Voluntary Services Participation Rate: the percentage of defendants participating in voluntary programming and services

NOTABLE UPDATES AND ACCOMPLISHMENTS:



On April 10th, we became the first pretrial agency in the nation to earn the Coach-Referral Model for Change (CRMC) Practitioner Coaching Certification.

April 30, 2026, Hillary Hartoin, Director