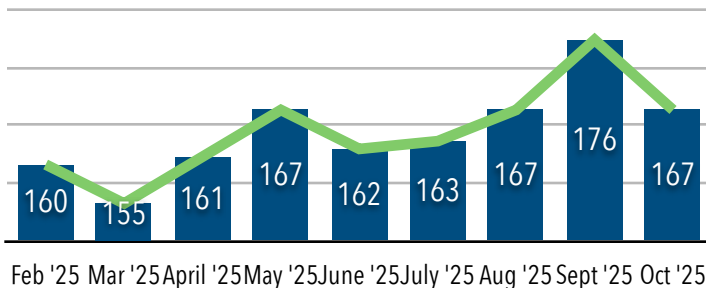


NOVEMBER 2025 REVIEW

CASS/PULASKI COMMUNITY CORRECTIONS

"Committed to improving the quality of life of the program participants and the community by applying effective evidence based programs that produce positive choices, constructive behavior and accountability from the program participants, thereby reducing their criminal actions."

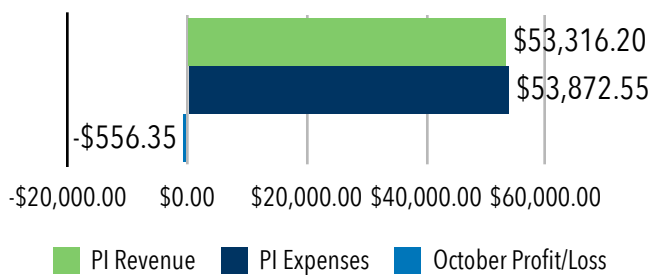
Monthly Clients Served 9 Month Trend



WORK RELEASE UPDATES:

There are presently 19 work release residents, no variation from October: 16 males and 3 females. The Work Release Facility is currently at 37% capacity, 48% capacity for males and 25% capacity for females.

MONTHLY FINANCIAL OVERVIEW:



NOVEMBER OVERVIEW:

Community Corrections served a total of 167 clients in October, a 5% decrease: 48 via the Work Release Program and 127 via the Home Detention/Electronic Monitoring Program for a total of 4,804 days

supervised. It is noted that 18 clients were transferred to other jurisdictions for supervision. The average daily Work Release Population was 44, while the average for Home Detention was 111.


The department received 20 new clients in October, a 31% decrease:

- 9 Level 6 Felonies
- 7 High Level Felonies (Lvl 5 & Above)
- 2 Criminal Misdemeanors
- 2 Juvenile GPS Supervision

15 clients successfully completed the program, while 4 clients were returned to either the Cass or Pulaski County Jail on a pending violation, with 6 held in the CCJ on pending violations.

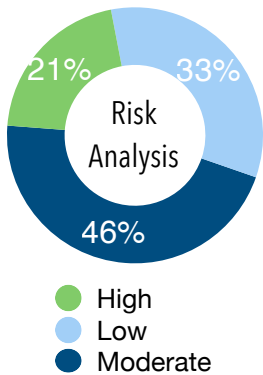
NOVEMBER STATISTICAL SNAPSHOT :

| Offense Type | Total |
|--------------|------------------|
| Misdemeanors | 7 |
| F1 | 1 |
| F2 | 12 |
| F3 | 17 |
| F4 | 25 |
| F5 | 56 |
| F6 | 58 |
| FA | 0 |
| FB | 2 |
| FC | 0 |
| FD | 1 |
| Juvenile | 5 |
| Total | 184 cases |



POPULATION ANALYSIS:

- 48 Work Release Clients
- 127 Home Detention Clients
- Approximately 15 Clients participated in Work Crew; working on various projects
- 16 CTP Clients
- 15 Courtesy Transfers
- 140 clients were serving a term originating from Cass County, while 29 were serving a sentence from Pulaski County
- 5 clients participated in Juvenile GPS Monitoring

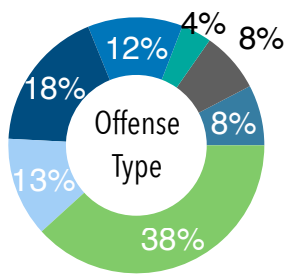


RISK & OFFENSE TYPE ANALYSIS:

Risk Analysis: Analysis shows that 21% of clients served in September were identified through the IRAS Community Supervision Tool as High Risk to Very High Risk, 46% as Moderate Risk, and 33% as Low Risk.

Offense Type Analysis:

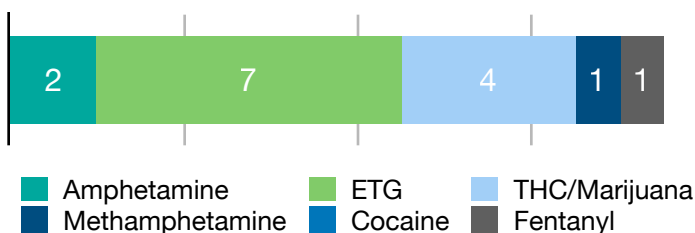
Analysis shows that 38% of offenses are drug and alcohol related, 12% are traffic offenses, 18% are crimes against persons, 12% property related, 4% weapon related, 8% public health and admin., and 8% fall into the other category.



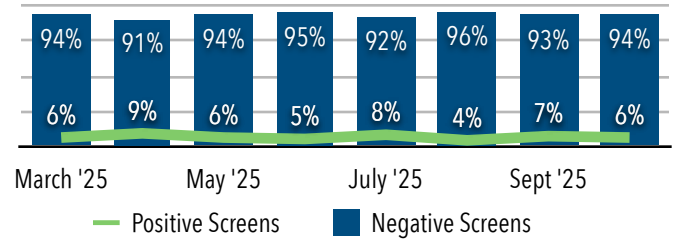
DRUG SCREEN ANALYSIS:

Out of 214 drugs screens administered this month, 6% were positive, a 1% decrease. The majority of positive screens were for alcohol and THC.

Positive Screens by Drug

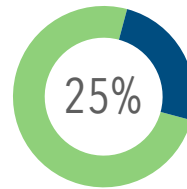


Percent Positive Screens 8 Month Trend

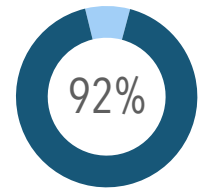


PERFORMANCE METRICS:

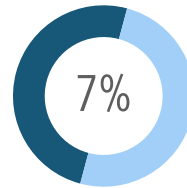
At the direction of our local JRAC, the agency is now tracking the following performance metrics.



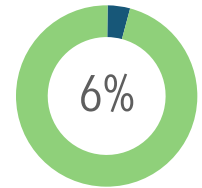
Violation Rate: the percentage of clients who received a violation; pending violations are NOT included; this is a measure of closed cases.



Safety Rate: the percentage of clients who do not commit a new offense while under supervision; this is a measure of closed cases.



Completion Rate: the percentage of clients who remain under supervision until the end of their sentence.



Drug Screen Positivity Rate: the percentage of drug screens administered that return a positive result

NOTABLE UPDATES:

- We are continuing our training with Sentiental, our new Electronic Monitoring Provider, to enhance the effectiveness of the software.
- Our staff and the Director will be participating in the upcoming IACCAC Fall Training Institute.

November 17, 2025 by Hillary Hartoin, Court Services Director