

MAY 2025 REVIEW

CASS COUNTY COURT & PRETRIAL SERVICES

"Serving the community by using evidence-based practices and needs-based supervision that prioritizes public safety, maximizes court appearance and reduces recidivism, while protecting the presumption of innocence."

CURRENT OVERVIEW:

In April, Pretrial Services served a total of 155 clients, representing an 21% increase from April 2024. These clients accounted for 3,640 days or 10 years in jail bed stays. To date the department has served 235 clients in 2025, 75% of the 2025 population served.

The program currently has 115 active clients, with an April average daily population of 121. The majority of the current caseload, 63%, involves felony charges.

Additionally, the program completed 34 arrestee evaluations and recommendations, including IRAS-PAT assessments, in the last month. There were also 28 new clients added to the program in April, a 115% increase. Currently, we have an 86% Release Rate. 29 clients successfully completed the program in March.

59 clients, 51% of our population, are participating in voluntary individual counseling with our PAK Therapeutic Team. We currently have 8 clients voluntarily participating in inpatient treatment. We secured 41 clients voluntary beds and admissions into inpatient treatment in 2025. This year we have worked to expand supportive services offered to include transportation and housing assistance, along with integration of peer recover specialists.

JAIL ANALYSIS:

The May Jail Analysis showed that 15% of inmates are classified as Pre-Adjudication. The Cass County Jail population is 144 inmates: 112 Cass County, 20 Howard County, 12 IDOC. Currently, with expansion, the jail is at 47% capacity. It is estimated that without Pretrial Services the jail would be at 74% capacity. The low risk population is currently 3%, with 51% of the population

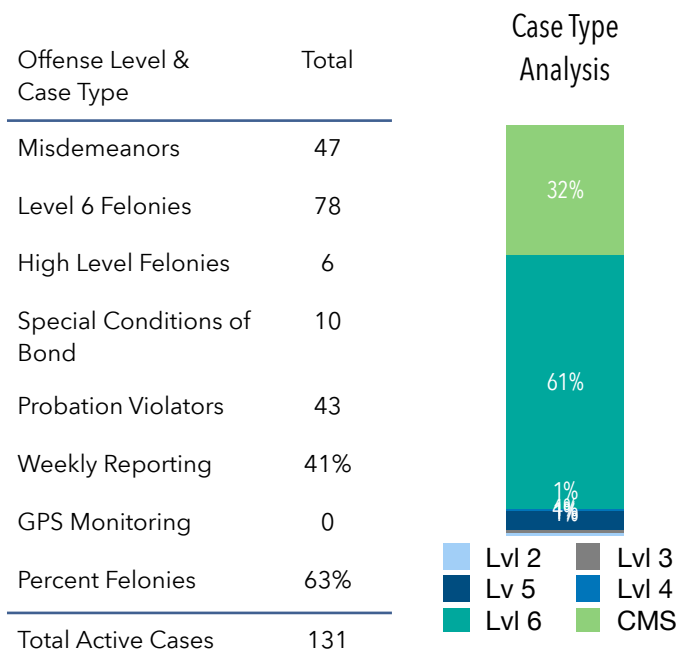
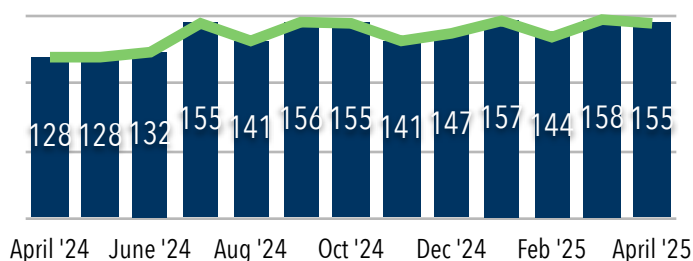
identified as high risk, illustrating the reservation of jail resources for high risk inmates and maximized risk-based release decisions.

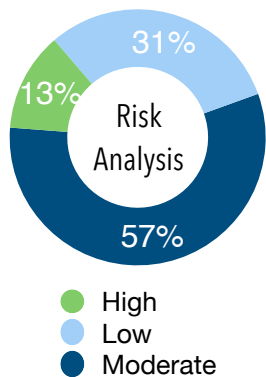
COST SAVINGS:

CCCPS has diverted an estimated \$4,600 per day in incarceration expenses, resulting in a reported cost savings of \$145,600 for April. Due to this reservation of jail resources, the CCJ can now house inmates from other facilities, generating an additional \$15,720 in revenue. Approximately 22% of the jail population is eligible to produce billable revenue.

POPULATION ANALYSIS:

Monthly Clients Served 13 Month Trend Analysis

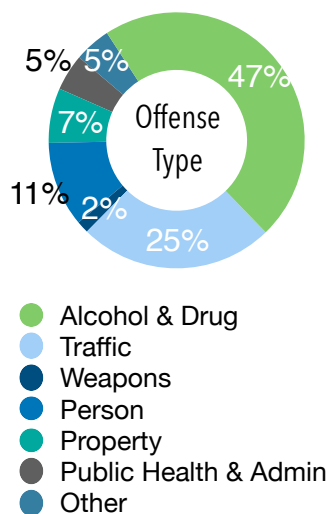




RISK & OFFENSE TYPE ANALYSIS :

Risk Analysis:

Trends show that 13% of active clients have been identified through the IRAS-PAT as High Risk, 57% as Moderate Risk, and 31% as Low Risk.

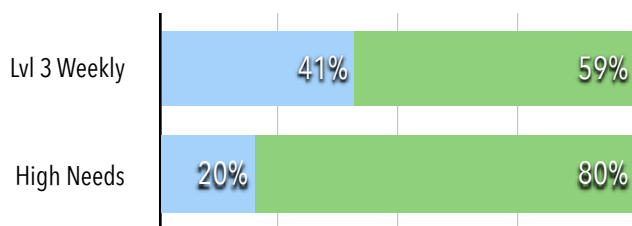


Offense Type Analysis:

Analysis shows that 47% of offenses are drug and alcohol related, 25% are traffic offenses, 10% are crimes against persons, 7% property related, 1% weapon related, 5% public health and admin., and 5% fall into the other category.

Supervision Analysis:

- 41% of active participants are being supervised at Level 3 (High) Supervision, with weekly reporting.
- 20% of active clients have needs where supervised release was in the best interest of the county and the clients.
- 0 clients are being supervised with electronic monitoring facilitated by Cass/Pulaski Community Corrections.

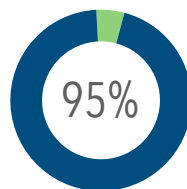


CASS COUNTY LOCAL JRAC:

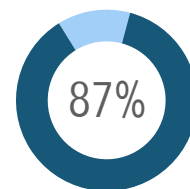
The next Cass County Local JRAC Meeting will be held on May 20, 2025. We will be joined by staff from the IOCS who will be visiting the Court Services Department for Pretrial Certification Site Review.

PERFORMANCE METRICS:

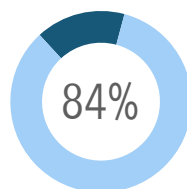
All our performance metrics have remained stable and fall above or within State Standards. Below are our current metrics.



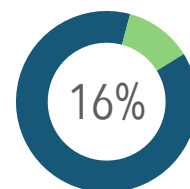
Appearance Rate:
percentage of defendants who attended all court hearings during their pretrial period



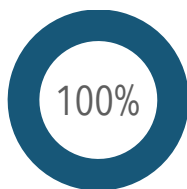
Safety Rate:
the percentage of defendants who were not charged with a new offense during their pretrial period



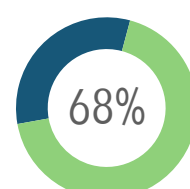
Success Rate:
the percentage of defendants who have not had an FTA, violation or committed a new offense while under supervision



Violation Rate:
the percentage of defendants who received a technical violation



No New Violent Crime Rate:
the percentage of defendants who were not charged with a new violent offense during their pretrial period



Voluntary Program Participation Rate:
the percentage of defendants participating in voluntary programming and services

NOTABLE UPDATES AND ACCOMPLISHMENTS:

- The Court & Pretrial Services' IOCS Pretrial and IDOC Grants have been submitted with award determinations expected by June 30th.
- The Director is scheduled to present a NAPSA Supportive Services Webinar on June 18, 2025.
- Pretrial Staff continue to work with Justice System Partners on earning their Coaching Certifications.

Prepared May 20, 2025, Hillary Hartoin, Director